



**Site Usage**

 **1,621 Visits**  
 Previous: 1,568 (3.38%)

 **51.45% Bounce Rate**  
 Previous: 53.57% (-3.96%)

 **5,515 Pageviews**  
 Previous: 5,284 (4.37%)

 **00:02:32 Avg. Time on Site**  
 Previous: 00:02:24 (5.98%)

 **3.40 Pages/Visit**  
 Previous: 3.37 (0.96%)

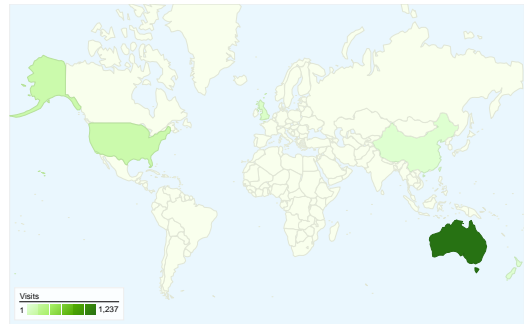
 **70.76% % New Visits**  
 Previous: 71.30% (-0.76%)

**Visitors Overview**

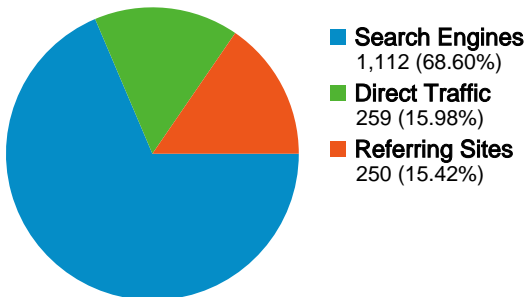


**Visitors**  
**1,260**


**Map Overlay world**



**Traffic Sources Overview**



| Content Overview           |           |             |
|----------------------------|-----------|-------------|
| Pages                      | Pageviews | % Pageviews |
| /Document1.aspx?id=6       |           |             |
| Apr 1, 2008 - Apr 30, 2008 | 897       | 16.98%      |
| May 1, 2008 - May 31, 2008 | 901       | 16.34%      |
| % Change                   | 0.45%     | 0.45%       |
| /Document1.aspx?id=110     |           |             |
| Apr 1, 2008 - Apr 30, 2008 | 78        | 1.48%       |
| May 1, 2008 - May 31, 2008 | 269       | 4.88%       |
| % Change                   | 244.87%   | 244.87%     |
| /NewsItem.aspx?id=2062     |           |             |
| Apr 1, 2008 - Apr 30, 2008 | 228       | 4.31%       |
| May 1, 2008 - May 31, 2008 | 199       | 3.61%       |
| % Change                   | -12.72%   | -12.72%     |
| /ListDocuments.aspx?id=49  |           |             |
| Apr 1, 2008 - Apr 30, 2008 | 76        | 1.44%       |
| May 1, 2008 - May 31, 2008 | 126       | 2.28%       |
| % Change                   | 65.79%    | 65.79%      |
| /Document1.aspx?id=23      |           |             |
| Apr 1, 2008 - Apr 30, 2008 | 100       | 1.89%       |
| May 1, 2008 - May 31, 2008 | 125       | 2.27%       |
| % Change                   | 25.00%    | 25.00%      |





## 1,260 people visited this site


 **1,621 Visits**  
Previous: 1,568 (3.38%)

 **1,260 Absolute Unique Visitors**  
Previous: 1,212 (3.96%)

 **5,515 Pageviews**  
Previous: 5,284 (4.37%)

 **3.40 Average Pageviews**  
Previous: 3.37 (0.96%)

 **00:02:32 Time on Site**  
Previous: 00:02:24 (5.98%)

 **51.45% Bounce Rate**  
Previous: 53.57% (-3.96%)

 **70.70% New Visits**  
Previous: 71.24% (-0.76%)

## Technical Profile

| Browser                    | Visits | % visits | Connection Speed           | Visits | % visits |
|----------------------------|--------|----------|----------------------------|--------|----------|
| Internet Explorer          |        |          | Unknown                    |        |          |
| Apr 1, 2008 - Apr 30, 2008 | 1,236  | 78.83%   | Apr 1, 2008 - Apr 30, 2008 | 845    | 53.89%   |
| May 1, 2008 - May 31, 2008 | 1,237  | 76.31%   | May 1, 2008 - May 31, 2008 | 974    | 60.09%   |
| % Change                   | 0.08%  | 0.08%    | % Change                   | 15.27% | 15.27%   |
| Firefox                    |        |          | DSL                        |        |          |
| Apr 1, 2008 - Apr 30, 2008 | 253    | 16.14%   | Apr 1, 2008 - Apr 30, 2008 | 283    | 18.05%   |
| May 1, 2008 - May 31, 2008 | 287    | 17.71%   | May 1, 2008 - May 31, 2008 | 270    | 16.66%   |
| % Change                   | 13.44% | 13.44%   | % Change                   | -4.59% | -4.59%   |
| Safari                     |        |          | Dialup                     |        |          |
| Apr 1, 2008 - Apr 30, 2008 | 47     | 3.00%    | Apr 1, 2008 - Apr 30, 2008 | 220    | 14.03%   |
| May 1, 2008 - May 31, 2008 | 58     | 3.58%    | May 1, 2008 - May 31, 2008 | 144    | 8.88%    |

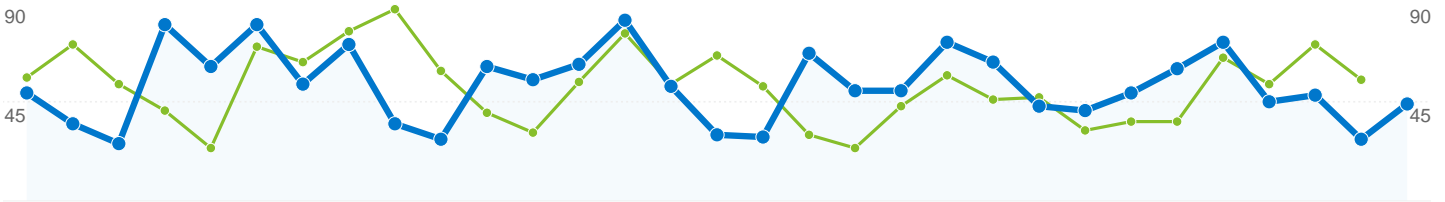
|                            |        |        |
|----------------------------|--------|--------|
| % Change                   | 23.40% | 23.40% |
| Opera                      |        |        |
| Apr 1, 2008 - Apr 30, 2008 | 12     | 0.77%  |
| May 1, 2008 - May 31, 2008 | 21     | 1.30%  |
| % Change                   | 75.00% | 75.00% |
| Mozilla                    |        |        |
| Apr 1, 2008 - Apr 30, 2008 | 9      | 0.57%  |
| May 1, 2008 - May 31, 2008 | 11     | 0.68%  |
| % Change                   | 22.22% | 22.22% |

|                            |         |         |
|----------------------------|---------|---------|
| % Change                   | -34.55% | -34.55% |
| Cable                      |         |         |
| Apr 1, 2008 - Apr 30, 2008 | 116     | 7.40%   |
| May 1, 2008 - May 31, 2008 | 119     | 7.34%   |
| % Change                   | 2.59%   | 2.59%   |
| T1                         |         |         |
| Apr 1, 2008 - Apr 30, 2008 | 97      | 6.19%   |
| May 1, 2008 - May 31, 2008 | 103     | 6.35%   |
| % Change                   | 6.19%   | 6.19%   |


# Traffic Sources Overview

May 1, 2008 - May 31, 2008


Comparing to: Apr 1, 2008 - Apr 30, 2008

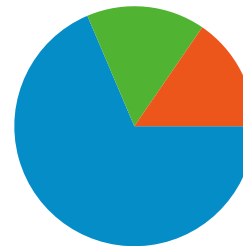


All traffic sources sent a total of 1,621 visits

 **15.98% Direct Traffic**  
Previous: 20.34% (-21.46%)

 **15.42% Referring Sites**  
Previous: 15.56% (-0.89%)

 **68.60% Search Engines**  
Previous: 64.09% (7.03%)



**Search Engines**  
1,112 (68.60%)  
**Direct Traffic**  
259 (15.98%)  
**Referring Sites**  
250 (15.42%)

## Top Traffic Sources

| Sources                      | Visits  | % visits |
|------------------------------|---------|----------|
| google (organic)             |         |          |
| Apr 1, 2008 - Apr 30, 2008   | 935     | 59.63%   |
| May 1, 2008 - May 31, 2008   | 1,053   | 64.96%   |
| % Change                     | 12.62%  | 12.62%   |
| (direct) ((none))            |         |          |
| Apr 1, 2008 - Apr 30, 2008   | 319     | 20.34%   |
| May 1, 2008 - May 31, 2008   | 259     | 15.98%   |
| % Change                     | -18.81% | -18.81%  |
| images.google.com (referral) |         |          |
| Apr 1, 2008 - Apr 30, 2008   | 90      | 5.74%    |
| May 1, 2008 - May 31, 2008   | 84      | 5.18%    |
| % Change                     | -6.67%  | -6.67%   |
| yahoo (organic)              |         |          |
| Apr 1, 2008 - Apr 30, 2008   | 30      | 1.91%    |
| May 1, 2008 - May 31, 2008   | 33      | 2.04%    |
| % Change                     | 10.00%  | 10.00%   |
| narrabri.net (referral)      |         |          |
| Apr 1, 2008 - Apr 30, 2008   | 23      | 1.47%    |

| Keywords                        | Visits  | % visits |
|---------------------------------|---------|----------|
| wee waa                         |         |          |
| Apr 1, 2008 - Apr 30, 2008      | 248     | 24.68%   |
| May 1, 2008 - May 31, 2008      | 225     | 20.23%   |
| % Change                        | -9.27%  | -9.27%   |
| wee waa show                    |         |          |
| Apr 1, 2008 - Apr 30, 2008      | 13      | 1.29%    |
| May 1, 2008 - May 31, 2008      | 39      | 3.51%    |
| % Change                        | 200.00% | 200.00%  |
| wee waa.com                     |         |          |
| Apr 1, 2008 - Apr 30, 2008      | 25      | 2.49%    |
| May 1, 2008 - May 31, 2008      | 33      | 2.97%    |
| % Change                        | 32.00%  | 32.00%   |
| wee waa nsw                     |         |          |
| Apr 1, 2008 - Apr 30, 2008      | 25      | 2.49%    |
| May 1, 2008 - May 31, 2008      | 21      | 1.89%    |
| % Change                        | -16.00% | -16.00%  |
| "wee waa district bowling club" |         |          |
| Apr 1, 2008 - Apr 30, 2008      | 0       | 0.00%    |

---

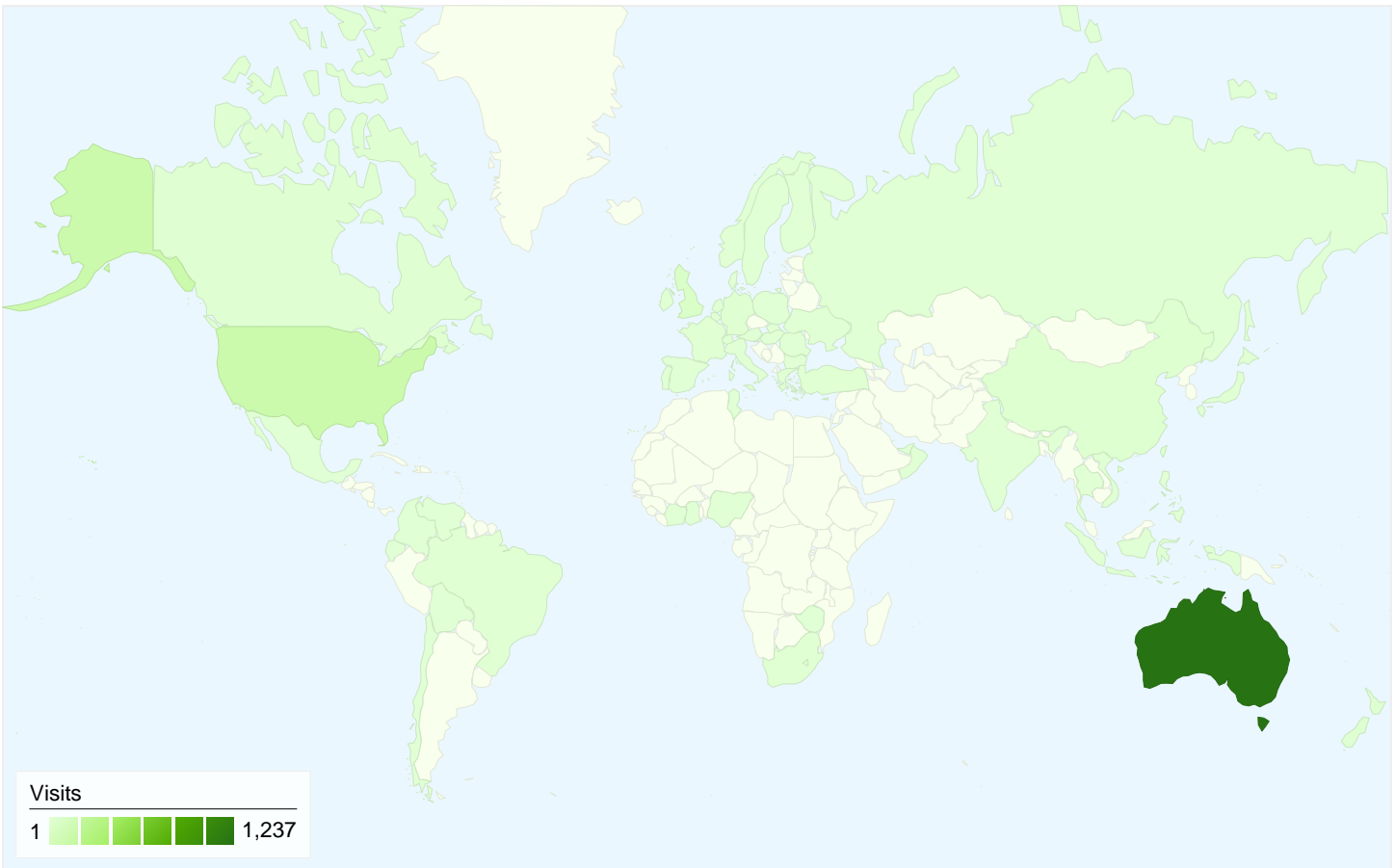
|                            |       |       |
|----------------------------|-------|-------|
| May 1, 2008 - May 31, 2008 | 24    | 1.48% |
| % Change                   | 4.35% | 4.35% |

---

---

|                            |       |       |
|----------------------------|-------|-------|
| May 1, 2008 - May 31, 2008 | 17    | 1.53% |
| % Change                   | 0.00% | 0.00% |

---




**1,621 visits came from 59 countries/territories**

Site Usage

| <b>Visits</b><br><b>1,621</b><br>Previous:<br>1,568 (3.38%) | <b>Pages/Visit</b><br><b>3.40</b><br>Previous:<br>3.37 (0.96%) | <b>Avg. Time on Site</b><br><b>00:02:32</b><br>Previous:<br>00:02:24 (5.98%) | <b>% New Visits</b><br><b>70.70%</b><br>Previous:<br>71.24% (-0.76%) | <b>Bounce Rate</b><br><b>51.45%</b><br>Previous:<br>53.57% (-3.96%) |             |
|---|--|--|--|---|-------------|
| Country/Territory   | Visits   | Pages/Visit  | Avg. Time on Site  | % New Visits  | Bounce Rate |
| <b>Australia</b>  |  |  |  |   |             |
| Apr 1, 2008 - Apr 30, 2008                                  | 1,190  | 3.62   | 00:02:36   | 65.97%  | 48.74%      |
| May 1, 2008 - May 31, 2008                                  | 1,237  | 3.72   | 00:02:54   | 65.00%  | 46.48%      |
| % Change  | 3.95%  | 2.91%  | 11.08%   | -1.47%  | -4.63%      |
| <b>United States</b>  |  |  |  |   |             |
| Apr 1, 2008 - Apr 30, 2008                                  | 133  | 1.77   | 00:01:17   | 93.98%  | 75.94%      |
| May 1, 2008 - May 31, 2008                                  | 150  | 1.83   | 00:00:48   | 94.67%  | 72.67%      |
| % Change  | 12.78%   | 2.94%  | -38.19%  | 0.73%   | -4.31%      |
| <b>United Kingdom</b>                                       |  |  |  |   |             |
| Apr 1, 2008 - Apr 30, 2008                                  | 56   | 4.23   | 00:03:22   | 80.36%  | 50.00%      |

|                            |         |         |          |         |         |
|----------------------------|---------|---------|----------|---------|---------|
| May 1, 2008 - May 31, 2008 | 48      | 2.92    | 00:01:43 | 89.58%  | 56.25%  |
| % Change                   | -14.29% | -31.08% | -49.02%  | 11.48%  | 12.50%  |
| <b>China</b>               |         |         |          |         |         |
| Apr 1, 2008 - Apr 30, 2008 | 4       | 1.75    | 00:00:21 | 100.00% | 75.00%  |
| May 1, 2008 - May 31, 2008 | 16      | 4.06    | 00:03:19 | 62.50%  | 56.25%  |
| % Change                   | 300.00% | 132.14% | 848.51%  | -37.50% | -25.00% |
| <b>New Zealand</b>         |         |         |          |         |         |
| Apr 1, 2008 - Apr 30, 2008 | 18      | 3.17    | 00:02:06 | 77.78%  | 61.11%  |
| May 1, 2008 - May 31, 2008 | 15      | 5.67    | 00:03:07 | 73.33%  | 26.67%  |
| % Change                   | -16.67% | 78.95%  | 48.42%   | -5.71%  | -56.36% |
| <b>Singapore</b>           |         |         |          |         |         |
| Apr 1, 2008 - Apr 30, 2008 | 3       | 1.00    | 00:00:00 | 100.00% | 100.00% |
| May 1, 2008 - May 31, 2008 | 12      | 2.25    | 00:01:14 | 83.33%  | 58.33%  |
| % Change                   | 300.00% | 125.00% | 100.00%  | -16.67% | -41.67% |
| <b>Germany</b>             |         |         |          |         |         |
| Apr 1, 2008 - Apr 30, 2008 | 12      | 3.50    | 00:01:30 | 100.00% | 50.00%  |
| May 1, 2008 - May 31, 2008 | 11      | 7.18    | 00:05:24 | 63.64%  | 36.36%  |
| % Change                   | -8.33%  | 105.19% | 262.52%  | -36.36% | -27.27% |
| <b>Canada</b>              |         |         |          |         |         |
| Apr 1, 2008 - Apr 30, 2008 | 16      | 1.25    | 00:00:23 | 87.50%  | 81.25%  |
| May 1, 2008 - May 31, 2008 | 11      | 1.45    | 00:00:11 | 100.00% | 63.64%  |
| % Change                   | -31.25% | 16.36%  | -54.40%  | 14.29%  | -21.68% |
| <b>Greece</b>              |         |         |          |         |         |
| Apr 1, 2008 - Apr 30, 2008 | 0       | 0.00    | 00:00:00 | 0.00%   | 0.00%   |
| May 1, 2008 - May 31, 2008 | 7       | 1.57    | 00:00:16 | 85.71%  | 71.43%  |
| % Change                   | 100.00% | 100.00% | 100.00%  | 100.00% | 100.00% |
| <b>France</b>              |         |         |          |         |         |
| Apr 1, 2008 - Apr 30, 2008 | 3       | 1.00    | 00:00:00 | 66.67%  | 100.00% |
| May 1, 2008 - May 31, 2008 | 6       | 1.17    | 00:00:07 | 100.00% | 83.33%  |
| % Change                   | 100.00% | 16.67%  | 100.00%  | 50.00%  | -16.67% |


1 - 10 of 59



## Pages on this site were viewed a total of 5,515 times

 **5,515 Pageviews**  
Previous: 5,284 (4.37%)

 **4,257 Unique Views**  
Previous: 4,197 (1.43%)

 **51.45% Bounce Rate**  
Previous: 53.57% (-3.96%)

## Top Content

| Pages                            | Pageviews | % Pageviews |
|----------------------------------|-----------|-------------|
| <b>/Document1.aspx?id=6</b>      |           |             |
| Apr 1, 2008 - Apr 30, 2008       | 897       | 16.98%      |
| May 1, 2008 - May 31, 2008       | 901       | 16.34%      |
| % Change                         | 0.45%     | 0.45%       |
| <b>/Document1.aspx?id=110</b>    |           |             |
| Apr 1, 2008 - Apr 30, 2008       | 78        | 1.48%       |
| May 1, 2008 - May 31, 2008       | 269       | 4.88%       |
| % Change                         | 244.87%   | 244.87%     |
| <b>/NewsItem.aspx?id=2062</b>    |           |             |
| Apr 1, 2008 - Apr 30, 2008       | 228       | 4.31%       |
| May 1, 2008 - May 31, 2008       | 199       | 3.61%       |
| % Change                         | -12.72%   | -12.72%     |
| <b>/ListDocuments.aspx?id=49</b> |           |             |
| Apr 1, 2008 - Apr 30, 2008       | 76        | 1.44%       |
| May 1, 2008 - May 31, 2008       | 126       | 2.28%       |
| % Change                         | 65.79%    | 65.79%      |
| <b>/Document1.aspx?id=23</b>     |           |             |
| Apr 1, 2008 - Apr 30, 2008       | 100       | 1.89%       |

|                            |        |        |
|----------------------------|--------|--------|
| May 1, 2008 - May 31, 2008 | 125    | 2.27%  |
| % Change                   | 25.00% | 25.00% |