



**Site Usage**

 **1,568 Visits**  
 Previous: 1,456 (7.69%)

 **53.57% Bounce Rate**  
 Previous: 51.58% (3.86%)

 **5,284 Pageviews**  
 Previous: 5,239 (0.86%)

 **00:02:24 Avg. Time on Site**  
 Previous: 00:02:32 (-5.70%)

 **3.37 Pages/Visit**  
 Previous: 3.60 (-6.35%)

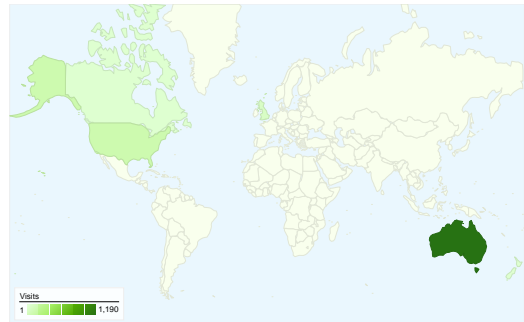
 **71.30% % New Visits**  
 Previous: 72.25% (-1.32%)

**Visitors Overview**

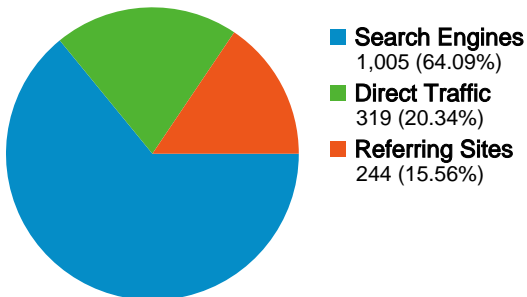


**Visitors**  
**1,212**

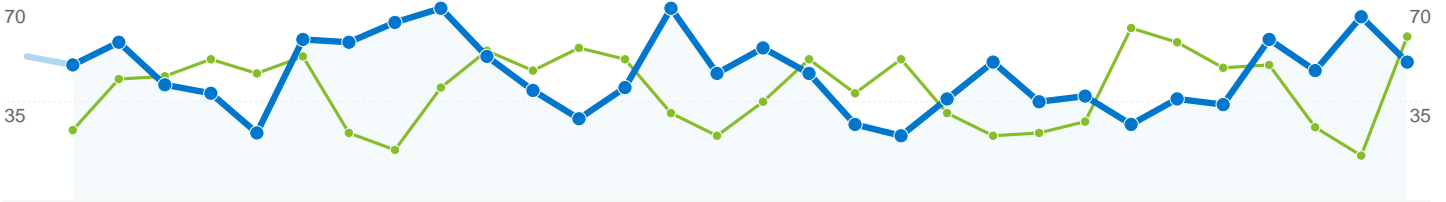
**Map Overlay world**



**Traffic Sources Overview**




Content Overview		
Pages	Pageviews	% Pageviews
/Document1.aspx?id=6		
Mar 1, 2008 - Mar 31, 2008	822	15.69%
Apr 1, 2008 - Apr 30, 2008	897	16.98%
% Change	9.12%	9.12%
/NewsItem.aspx?id=2062		
Mar 1, 2008 - Mar 31, 2008	208	3.97%
Apr 1, 2008 - Apr 30, 2008	228	4.31%
% Change	9.62%	9.62%
/Document1.aspx?id=690		
Mar 1, 2008 - Mar 31, 2008	106	2.02%
Apr 1, 2008 - Apr 30, 2008	131	2.48%
% Change	23.58%	23.58%
/NewsItem.aspx?id=2633		
Mar 1, 2008 - Mar 31, 2008	30	0.57%
Apr 1, 2008 - Apr 30, 2008	115	2.18%
% Change	283.33%	283.33%
/Document1.aspx?id=489		
Mar 1, 2008 - Mar 31, 2008	132	2.52%
Apr 1, 2008 - Apr 30, 2008	112	2.12%
% Change	-15.15%	-15.15%





## 1,212 people visited this site


 **1,568 Visits**  
Previous: 1,456 (7.69%)

 **1,212 Absolute Unique Visitors**  
Previous: 1,126 (7.64%)

 **5,284 Pageviews**  
Previous: 5,239 (0.86%)

 **3.37 Average Pageviews**  
Previous: 3.60 (-6.35%)

 **00:02:24 Time on Site**  
Previous: 00:02:32 (-5.70%)

 **53.57% Bounce Rate**  
Previous: 51.58% (3.86%)

 **71.24% New Visits**  
Previous: 72.12% (-1.22%)

## Technical Profile

Browser	Visits	% visits	Connection Speed	Visits	% visits
Internet Explorer			Unknown		
Mar 1, 2008 - Mar 31, 2008	1,168	80.22%	Mar 1, 2008 - Mar 31, 2008	753	51.72%
Apr 1, 2008 - Apr 30, 2008	1,236	78.83%	Apr 1, 2008 - Apr 30, 2008	845	53.89%
% Change	5.82%	5.82%	% Change	12.22%	12.22%
Firefox			DSL		
Mar 1, 2008 - Mar 31, 2008	215	14.77%	Mar 1, 2008 - Mar 31, 2008	265	18.20%
Apr 1, 2008 - Apr 30, 2008	253	16.14%	Apr 1, 2008 - Apr 30, 2008	283	18.05%
% Change	17.67%	17.67%	% Change	6.79%	6.79%
Safari			Dialup		
Mar 1, 2008 - Mar 31, 2008	43	2.95%	Mar 1, 2008 - Mar 31, 2008	207	14.22%
Apr 1, 2008 - Apr 30, 2008	47	3.00%	Apr 1, 2008 - Apr 30, 2008	220	14.03%

% Change	9.30%	9.30%
Opera		
Mar 1, 2008 - Mar 31, 2008	10	0.69%
Apr 1, 2008 - Apr 30, 2008	12	0.77%
% Change	20.00%	20.00%
Mozilla		
Mar 1, 2008 - Mar 31, 2008	14	0.96%
Apr 1, 2008 - Apr 30, 2008	9	0.57%
% Change	-35.71%	-35.71%


% Change	6.28%	6.28%
Cable		
Mar 1, 2008 - Mar 31, 2008	103	7.07%
Apr 1, 2008 - Apr 30, 2008	116	7.40%
% Change	12.62%	12.62%
T1		
Mar 1, 2008 - Mar 31, 2008	97	6.66%
Apr 1, 2008 - Apr 30, 2008	97	6.19%
% Change	0.00%	0.00%


# Traffic Sources Overview

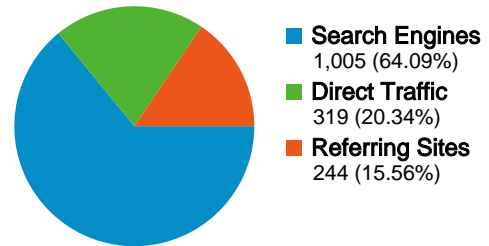


All traffic sources sent a total of 1,568 visits

 **20.34% Direct Traffic**  
Previous: 21.84% (-6.85%)

 **15.56% Referring Sites**  
Previous: 16.48% (-5.60%)

 **64.09% Search Engines**  
Previous: 61.68% (3.92%)



## Top Traffic Sources

Sources	Visits	% visits
google (organic)		
Mar 1, 2008 - Mar 31, 2008	856	58.79%
Apr 1, 2008 - Apr 30, 2008	935	59.63%
% Change	9.23%	9.23%
(direct) ((none))		
Mar 1, 2008 - Mar 31, 2008	318	21.84%
Apr 1, 2008 - Apr 30, 2008	319	20.34%
% Change	0.31%	0.31%
images.google.com (referral)		
Mar 1, 2008 - Mar 31, 2008	73	5.01%
Apr 1, 2008 - Apr 30, 2008	90	5.74%
% Change	23.29%	23.29%
yahoo (organic)		
Mar 1, 2008 - Mar 31, 2008	22	1.51%
Apr 1, 2008 - Apr 30, 2008	30	1.91%
% Change	36.36%	36.36%
narrabri.net (referral)		
Mar 1, 2008 - Mar 31, 2008	28	1.92%

Keywords	Visits	% visits
wee waa		
Mar 1, 2008 - Mar 31, 2008	169	18.82%
Apr 1, 2008 - Apr 30, 2008	248	24.68%
% Change	46.75%	46.75%
wee waa nsw		
Mar 1, 2008 - Mar 31, 2008	23	2.56%
Apr 1, 2008 - Apr 30, 2008	25	2.49%
% Change	8.70%	8.70%
wee waa.com		
Mar 1, 2008 - Mar 31, 2008	3	0.33%
Apr 1, 2008 - Apr 30, 2008	25	2.49%
% Change	733.33%	733.33%
wee waa news		
Mar 1, 2008 - Mar 31, 2008	8	0.89%
Apr 1, 2008 - Apr 30, 2008	18	1.79%
% Change	125.00%	125.00%
wee waa show		
Mar 1, 2008 - Mar 31, 2008	13	1.45%

---

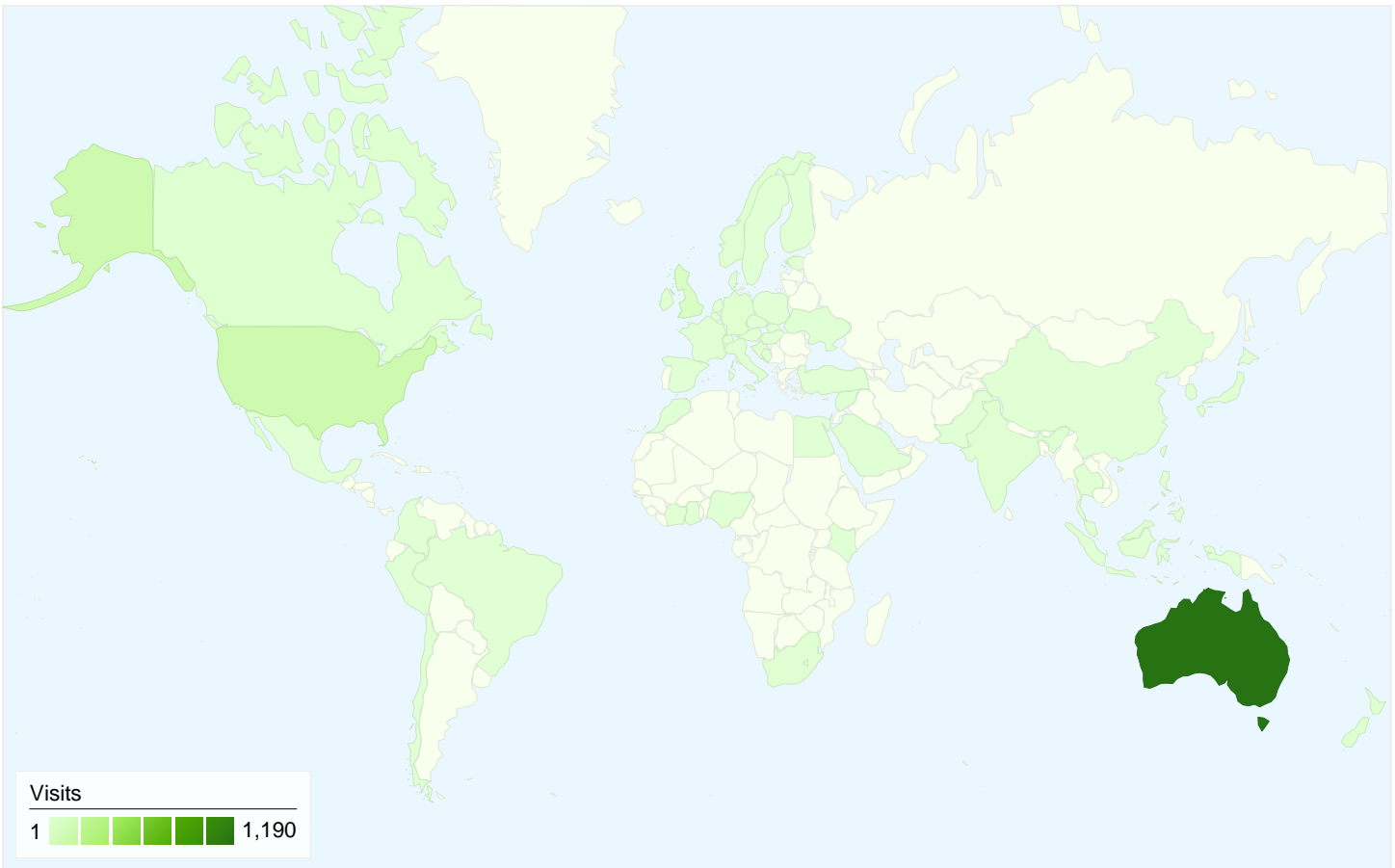
Apr 1, 2008 - Apr 30, 2008	23	1.47%
% Change	-17.86%	-17.86%

---

---

Apr 1, 2008 - Apr 30, 2008	13	1.29%
% Change	0.00%	0.00%

---



**1,568 visits came from 58 countries/territories**

Site Usage


<b>Visits</b> <b>1,568</b> Previous: 1,456 (7.69%)	<b>Pages/Visit</b> <b>3.37</b> Previous: 3.60 (-6.35%)	<b>Avg. Time on Site</b> <b>00:02:24</b> Previous: 00:02:32 (-5.70%)	<b>% New Visits</b> <b>71.24%</b> Previous: 72.12% (-1.22%)	<b>Bounce Rate</b> <b>53.57%</b> Previous: 51.58% (3.86%)	
Country/Territory	Visits	Pages/Visit	Avg. Time on Site	% New Visits	Bounce Rate
<b>Australia</b>					
Mar 1, 2008 - Mar 31, 2008	1,092	3.83	00:02:50	66.39%	47.16%
Apr 1, 2008 - Apr 30, 2008	1,190	3.62	00:02:36	65.97%	48.74%
% Change	8.97%	-5.49%	-7.76%	-0.64%	3.35%
<b>United States</b>					
Mar 1, 2008 - Mar 31, 2008	137	1.69	00:00:48	95.62%	75.18%
Apr 1, 2008 - Apr 30, 2008	133	1.77	00:01:17	93.98%	75.94%
% Change	-2.92%	5.24%	60.93%	-1.71%	1.01%
<b>United Kingdom</b>					
Mar 1, 2008 - Mar 31, 2008	51	2.57	00:01:39	92.16%	64.71%

Apr 1, 2008 - Apr 30, 2008	56	4.23	00:03:22	80.36%	50.00%
% Change	9.80%	64.76%	103.57%	-12.80%	-22.73%
<b>New Zealand</b>					
Mar 1, 2008 - Mar 31, 2008	21	3.05	00:01:16	95.24%	47.62%
Apr 1, 2008 - Apr 30, 2008	18	3.17	00:02:06	77.78%	61.11%
% Change	-14.29%	3.91%	66.60%	-18.33%	28.33%
<b>Canada</b>					
Mar 1, 2008 - Mar 31, 2008	12	1.58	00:01:21	100.00%	91.67%
Apr 1, 2008 - Apr 30, 2008	16	1.25	00:00:23	87.50%	81.25%
% Change	33.33%	-21.05%	-71.36%	-12.50%	-11.36%
<b>Germany</b>					
Mar 1, 2008 - Mar 31, 2008	6	3.83	00:01:02	100.00%	66.67%
Apr 1, 2008 - Apr 30, 2008	12	3.50	00:01:30	100.00%	50.00%
% Change	100.00%	-8.70%	43.58%	0.00%	-25.00%
<b>Ireland</b>					
Mar 1, 2008 - Mar 31, 2008	8	1.25	00:00:11	100.00%	87.50%
Apr 1, 2008 - Apr 30, 2008	11	6.73	00:04:17	63.64%	36.36%
% Change	37.50%	438.18%	2,210.93%	-36.36%	-58.44%
<b>Norway</b>					
Mar 1, 2008 - Mar 31, 2008	9	5.56	00:02:33	33.33%	33.33%
Apr 1, 2008 - Apr 30, 2008	9	5.33	00:06:42	44.44%	77.78%
% Change	0.00%	-4.00%	162.39%	33.33%	133.33%
<b>India</b>					
Mar 1, 2008 - Mar 31, 2008	8	2.00	00:00:24	87.50%	62.50%
Apr 1, 2008 - Apr 30, 2008	9	2.44	00:01:26	88.89%	66.67%
% Change	12.50%	22.22%	260.70%	1.59%	6.67%
<b>South Africa</b>					
Mar 1, 2008 - Mar 31, 2008	9	6.00	00:04:39	66.67%	11.11%
Apr 1, 2008 - Apr 30, 2008	8	4.88	00:02:43	75.00%	62.50%
% Change	-11.11%	-18.75%	-41.62%	12.50%	462.50%


1 - 10 of 58



## Pages on this site were viewed a total of 5,284 times

 **5,284 Pageviews**  
Previous: 5,239 (0.86%)

 **4,197 Unique Views**  
Previous: 4,092 (2.57%)

 **53.57% Bounce Rate**  
Previous: 51.58% (3.86%)

## Top Content

Pages	Pageviews	% Pageviews
<b>/Document1.aspx?id=6</b>		
Mar 1, 2008 - Mar 31, 2008	822	15.69%
Apr 1, 2008 - Apr 30, 2008	897	16.98%
% Change	9.12%	9.12%
<b>/NewsItem.aspx?id=2062</b>		
Mar 1, 2008 - Mar 31, 2008	208	3.97%
Apr 1, 2008 - Apr 30, 2008	228	4.31%
% Change	9.62%	9.62%
<b>/Document1.aspx?id=690</b>		
Mar 1, 2008 - Mar 31, 2008	106	2.02%
Apr 1, 2008 - Apr 30, 2008	131	2.48%
% Change	23.58%	23.58%
<b>/NewsItem.aspx?id=2633</b>		
Mar 1, 2008 - Mar 31, 2008	30	0.57%
Apr 1, 2008 - Apr 30, 2008	115	2.18%
% Change	283.33%	283.33%
<b>/Document1.aspx?id=489</b>		
Mar 1, 2008 - Mar 31, 2008	132	2.52%

Apr 1, 2008 - Apr 30, 2008	112	2.12%
% Change	-15.15%	-15.15%