

Site Usage

1,873 Visits

Previous: 1,568 (19.45%)

55.47% Bounce Rate

Previous: 55.23% (0.44%)

5,601 Pageviews

Previous: 4,944 (13.29%)

00:02:18 Avg. Time on Site

Previous: 00:02:22 (-3.25%)

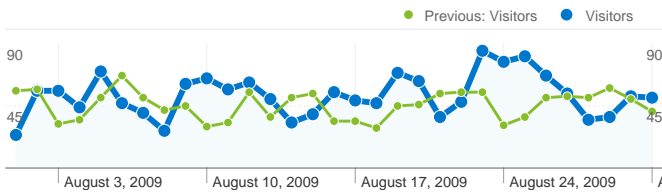
2.99 Pages/Visit

Previous: 3.15 (-5.16%)

68.61% % New Visits

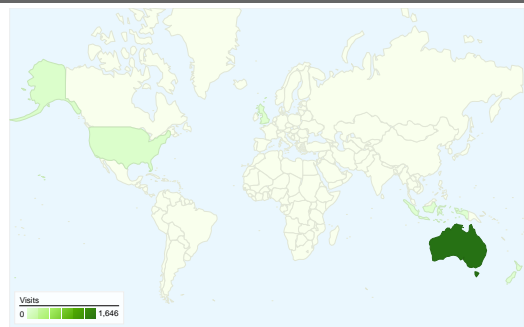
Previous: 72.77% (-5.72%)

Visitors Overview

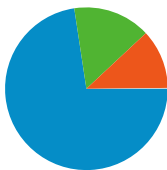


Visitors
1,451

Map Overlay world

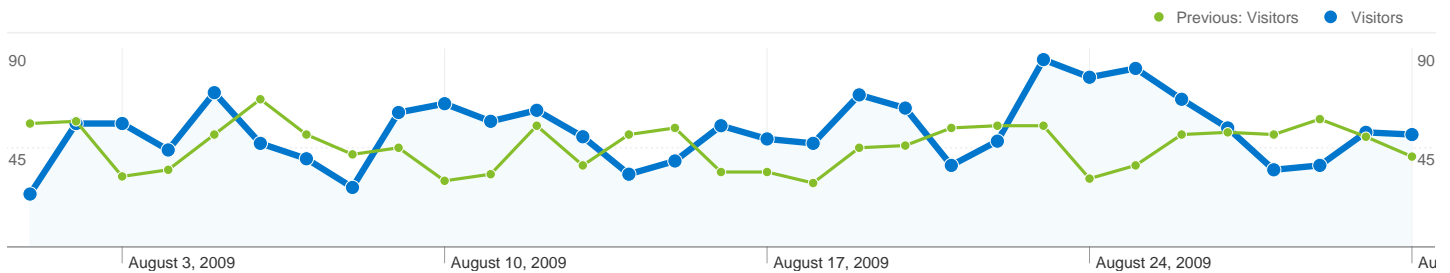


Traffic Sources Overview



- **Search Engines**
1,360.00 (72.61%)
- **Direct Traffic**
289.00 (15.43%)
- **Referring Sites**
221.00 (11.80%)
- **Other**
3 (0.16%)

Content Overview		
Pages	Pageviews	% Pageviews
/Document1.aspx?id=6		
Aug 1, 2009 - Aug 31, 2009	923	16.48%
Jul 1, 2009 - Jul 31, 2009	726	14.68%
% Change	27.13%	12.22%
/NewsItem.aspx?id=1110		
Aug 1, 2009 - Aug 31, 2009	210	3.75%
Jul 1, 2009 - Jul 31, 2009	219	4.43%
% Change	-4.11%	-15.36%
/NewsItem.aspx?id=2062		
Aug 1, 2009 - Aug 31, 2009	177	3.16%
Jul 1, 2009 - Jul 31, 2009	96	1.94%
% Change	84.38%	62.75%
/Document1.aspx?id=22		
Aug 1, 2009 - Aug 31, 2009	149	2.66%
Jul 1, 2009 - Jul 31, 2009	113	2.29%
% Change	31.86%	16.39%
/Document1.aspx?id=331		
Aug 1, 2009 - Aug 31, 2009	118	2.11%
Jul 1, 2009 - Jul 31, 2009	132	2.67%
% Change	-10.61%	-21.09%



1,451 people visited this site

 **1,873 Visits**


Previous: 1,568 (19.45%)

 **1,451 Absolute Unique Visitors**


Previous: 1,286 (12.83%)

 **5,601 Pageviews**

Previous: 4,944 (13.29%)

 **2.99 Average Pageviews**

Previous: 3.15 (-5.16%)

 **00:02:18 Time on Site**

Previous: 00:02:22 (-3.25%)

 **55.47% Bounce Rate**

Previous: 55.23% (0.44%)

 **68.61% New Visits**

Previous: 72.77% (-5.72%)

Technical Profile

Browser	Visits	% visits	Connection Speed	Visits	% visits
Internet Explorer			Unknown		
Aug 1, 2009 - Aug 31, 2009	1,404	74.96%	Aug 1, 2009 - Aug 31, 2009	1,107	59.10%
Jul 1, 2009 - Jul 31, 2009	1,179	75.19%	Jul 1, 2009 - Jul 31, 2009	1,047	66.77%
% Change	19.08%	-0.31%	% Change	5.73%	-11.49%
Firefox			DSL		
Aug 1, 2009 - Aug 31, 2009	336	17.94%	Aug 1, 2009 - Aug 31, 2009	401	21.41%
Jul 1, 2009 - Jul 31, 2009	270	17.22%	Jul 1, 2009 - Jul 31, 2009	248	15.82%
% Change	24.44%	4.18%	% Change	61.69%	35.36%

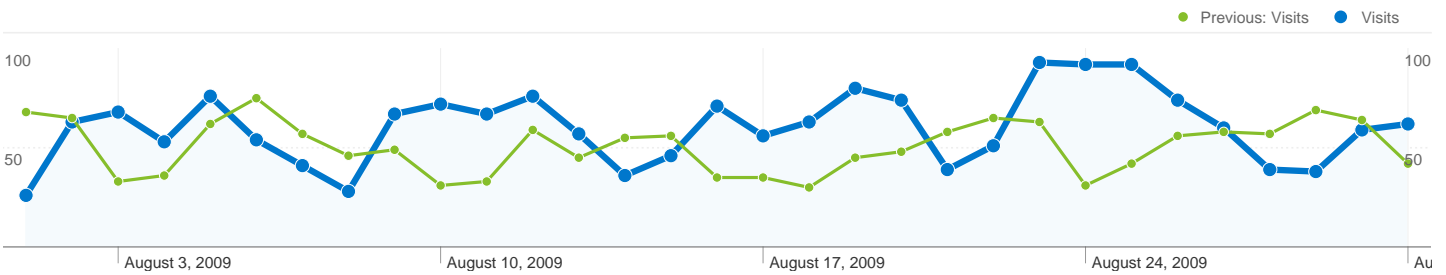
Safari		
Aug 1, 2009 - Aug 31, 2009	74	3.95%
Jul 1, 2009 - Jul 31, 2009	68	4.34%
% Change	8.82%	-8.90%
Chrome		
Aug 1, 2009 - Aug 31, 2009	39	2.08%
Jul 1, 2009 - Jul 31, 2009	35	2.23%
% Change	11.43%	-6.72%
Opera		
Aug 1, 2009 - Aug 31, 2009	10	0.53%
Jul 1, 2009 - Jul 31, 2009	4	0.26%
% Change	150.00%	109.29%

Cable		
Aug 1, 2009 - Aug 31, 2009	185	9.88%
Jul 1, 2009 - Jul 31, 2009	107	6.82%
% Change	72.90%	44.74%
T1		
Aug 1, 2009 - Aug 31, 2009	128	6.83%
Jul 1, 2009 - Jul 31, 2009	112	7.14%
% Change	14.29%	-4.32%
Dialup		
Aug 1, 2009 - Aug 31, 2009	44	2.35%
Jul 1, 2009 - Jul 31, 2009	50	3.19%
% Change	-12.00%	-26.33%

Traffic Sources Overview

Aug 1, 2009 - Aug 31, 2009

Comparing to: Jul 1, 2009 - Jul 31, 2009



All traffic sources sent a total of 1,873 visits

15.43% Direct Traffic

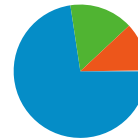
Previous: 14.86% (3.84%)

11.80% Referring Sites

Previous: 10.84% (8.83%)

72.61% Search Engines

Previous: 74.17% (-2.10%)



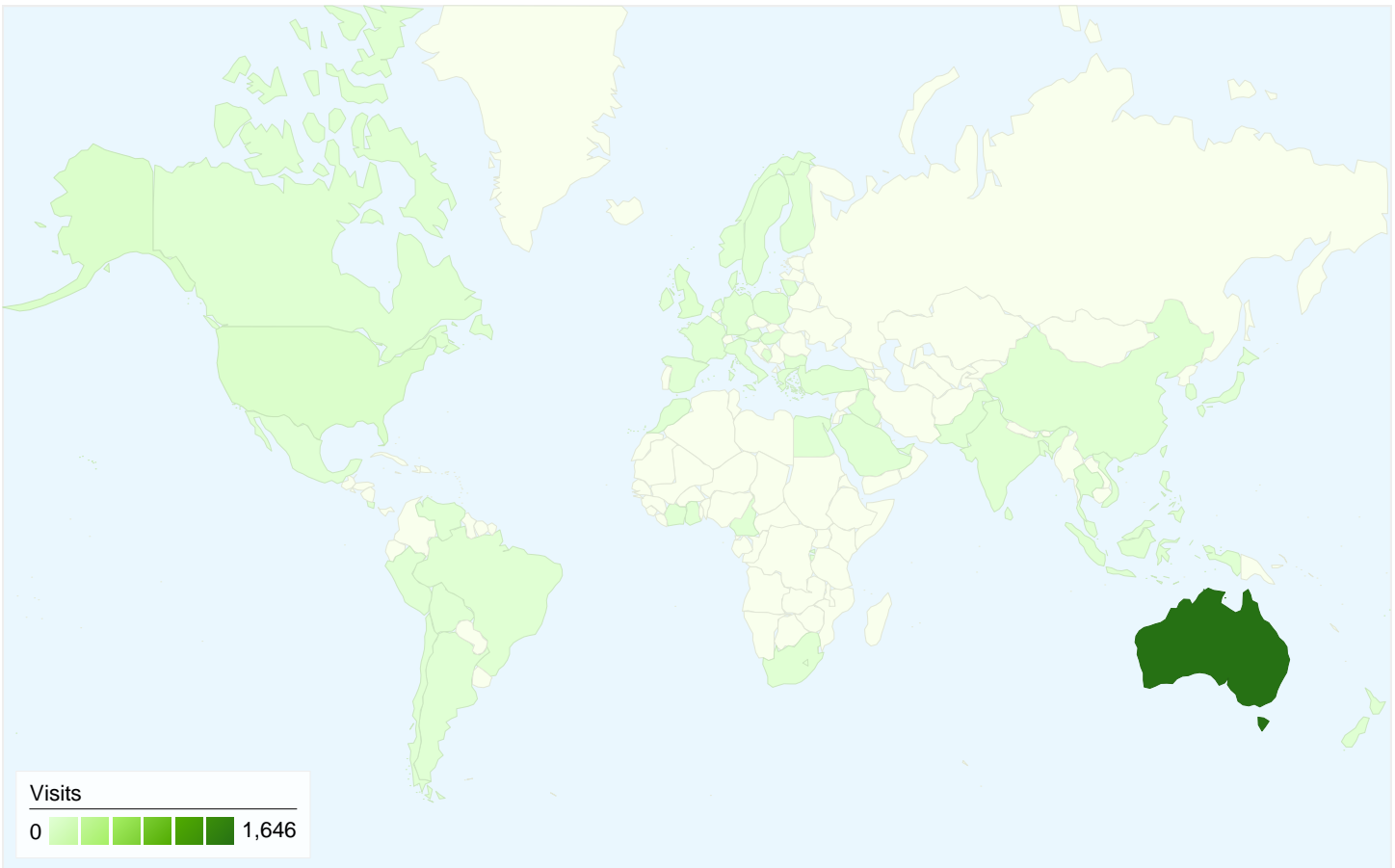
- **Search Engines**
1,360.00 (72.61%)
- **Direct Traffic**
289.00 (15.43%)
- **Referring Sites**
221.00 (11.80%)
- **Other**
3 (0.16%)

Top Traffic Sources

Sources	Visits	% visits
google (organic)		
Aug 1, 2009 - Aug 31, 2009	1,258	67.16%
Jul 1, 2009 - Jul 31, 2009	1,048	66.84%
% Change	20.04%	0.49%
(direct) ((none))		
Aug 1, 2009 - Aug 31, 2009	289	15.43%
Jul 1, 2009 - Jul 31, 2009	233	14.86%
% Change	24.03%	3.84%
bing (organic)		
Aug 1, 2009 - Aug 31, 2009	50	2.67%
Jul 1, 2009 - Jul 31, 2009	50	3.19%
% Change	0.00%	-16.28%
narrabri.net (referral)		
Aug 1, 2009 - Aug 31, 2009	38	2.03%
Jul 1, 2009 - Jul 31, 2009	35	2.23%
% Change	8.57%	-9.11%
yahoo (organic)		

Keywords	Visits	% visits
wee waa		
Aug 1, 2009 - Aug 31, 2009	154	11.32%
Jul 1, 2009 - Jul 31, 2009	130	11.18%
% Change	18.46%	1.30%
wee waa nsw		
Aug 1, 2009 - Aug 31, 2009	43	3.16%
Jul 1, 2009 - Jul 31, 2009	40	3.44%
% Change	7.50%	-8.07%
denis yeo		
Aug 1, 2009 - Aug 31, 2009	40	2.94%
Jul 1, 2009 - Jul 31, 2009	1	0.09%
% Change	3,900.00%	3,320.59%
paul kahl		
Aug 1, 2009 - Aug 31, 2009	40	2.94%
Jul 1, 2009 - Jul 31, 2009	0	0.00%
% Change	100.00%	100.00%
wee waa news		

Aug 1, 2009 - Aug 31, 2009	29	1.55%	Aug 1, 2009 - Aug 31, 2009	22	1.62%
Jul 1, 2009 - Jul 31, 2009	34	2.17%	Jul 1, 2009 - Jul 31, 2009	25	2.15%
% Change	-14.71%	-28.60%	% Change	-12.00%	-24.75%



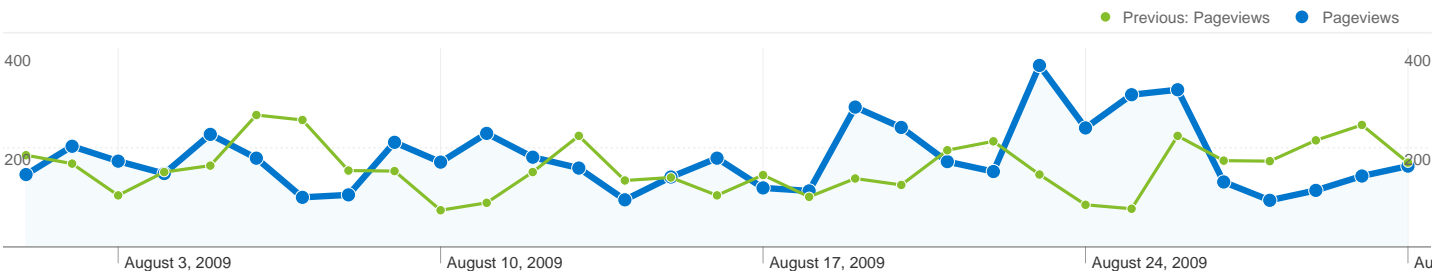
1,873 visits came from 61 countries/territories

Site Usage

Country/Territory	Visits	Pages/Visit	Avg. Time on Site	% New Visits	Bounce Rate
Visits 1,873 Previous: 1,568 (19.45%)					
Pages/Visit 2.99 Previous: 3.15 (-5.16%)					
Avg. Time on Site 00:02:18 Previous: 00:02:22 (-3.25%)					
% New Visits 68.82% Previous: 72.96% (-5.67%)					
Bounce Rate 55.47% Previous: 55.23% (0.44%)					
Australia	1,646	3.11	00:02:26	66.04%	52.43%
August 1, 2009 - August 31, 2009	1,646	3.11	00:02:26	66.04%	52.43%
July 1, 2009 - July 31, 2009	1,313	3.36	00:02:35	69.54%	52.70%
% Change	25.36%	-7.63%	-6.04%	-5.03%	-0.52%
United States	47	1.57	00:00:10	97.87%	87.23%
August 1, 2009 - August 31, 2009	47	1.57	00:00:10	97.87%	87.23%
July 1, 2009 - July 31, 2009	56	2.09	00:01:17	94.64%	71.43%
% Change	-16.07%	-24.64%	-87.09%	3.41%	22.13%
United Kingdom	26	2.62	00:01:46	92.31%	73.08%
August 1, 2009 - August 31, 2009	26	2.62	00:01:46	92.31%	73.08%


July 1, 2009 - July 31, 2009	32	2.91	00:02:48	90.62%	50.00%
% Change	-18.75%	-10.01%	-37.00%	1.86%	46.15%
New Zealand					
August 1, 2009 - August 31, 2009	12	6.33	00:07:30	75.00%	66.67%
July 1, 2009 - July 31, 2009	11	2.91	00:01:30	100.00%	54.55%
% Change	9.09%	117.71%	400.60%	-25.00%	22.22%
Indonesia					
August 1, 2009 - August 31, 2009	12	1.83	00:01:45	91.67%	75.00%
July 1, 2009 - July 31, 2009	17	3.24	00:03:37	47.06%	52.94%
% Change	-29.41%	-43.33%	-51.64%	94.79%	41.67%
Canada					
August 1, 2009 - August 31, 2009	10	1.00	00:00:00	90.00%	100.00%
July 1, 2009 - July 31, 2009	11	2.00	00:00:34	100.00%	54.55%
% Change	-9.09%	-50.00%	-100.00%	-10.00%	83.33%
China					
August 1, 2009 - August 31, 2009	10	1.40	00:00:11	60.00%	90.00%
July 1, 2009 - July 31, 2009	6	1.17	00:00:02	100.00%	83.33%
% Change	66.67%	20.00%	398.46%	-40.00%	8.00%
India					
August 1, 2009 - August 31, 2009	9	1.22	00:00:30	88.89%	77.78%
July 1, 2009 - July 31, 2009	10	1.40	00:00:27	80.00%	70.00%
% Change	-10.00%	-12.70%	13.19%	11.11%	11.11%
Ireland					
August 1, 2009 - August 31, 2009	7	1.43	00:00:04	100.00%	71.43%
July 1, 2009 - July 31, 2009	8	1.75	00:00:07	100.00%	87.50%
% Change	-12.50%	-18.37%	-48.05%	0.00%	-18.37%
Brazil					
August 1, 2009 - August 31, 2009	7	1.14	00:00:01	100.00%	85.71%
July 1, 2009 - July 31, 2009	9	1.11	00:00:01	100.00%	88.89%
% Change	-22.22%	2.86%	-6.49%	0.00%	-3.57%


1 - 10 of 61



Pages on this site were viewed a total of 5,601 times

 **5,601 Pageviews**
Previous: 4,944 (13.29%)

 **4,377 Unique Views**
Previous: 3,947 (10.89%)

 **55.47% Bounce Rate**
Previous: 55.23% (0.44%)

Top Content

Pages	Pageviews	% Pageviews
/Document1.aspx?id=6		
Aug 1, 2009 - Aug 31, 2009	923	16.48%
Jul 1, 2009 - Jul 31, 2009	726	14.68%
% Change	27.13%	12.22%
/NewsItem.aspx?id=1110		
Aug 1, 2009 - Aug 31, 2009	210	3.75%
Jul 1, 2009 - Jul 31, 2009	219	4.43%
% Change	-4.11%	-15.36%
/NewsItem.aspx?id=2062		
Aug 1, 2009 - Aug 31, 2009	177	3.16%
Jul 1, 2009 - Jul 31, 2009	96	1.94%
% Change	84.38%	62.75%
/Document1.aspx?id=22		
Aug 1, 2009 - Aug 31, 2009	149	2.66%
Jul 1, 2009 - Jul 31, 2009	113	2.29%
% Change	31.86%	16.39%
/Document1.aspx?id=331		

Aug 1, 2009 - Aug 31, 2009	118	2.11%
Jul 1, 2009 - Jul 31, 2009	132	2.67%
% Change	-10.61%	-21.09%