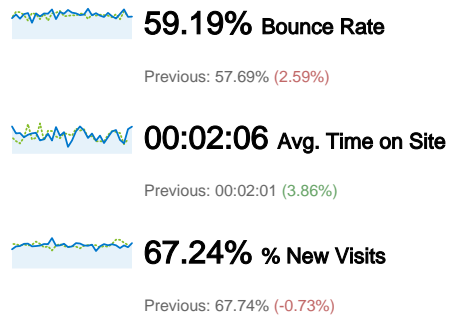
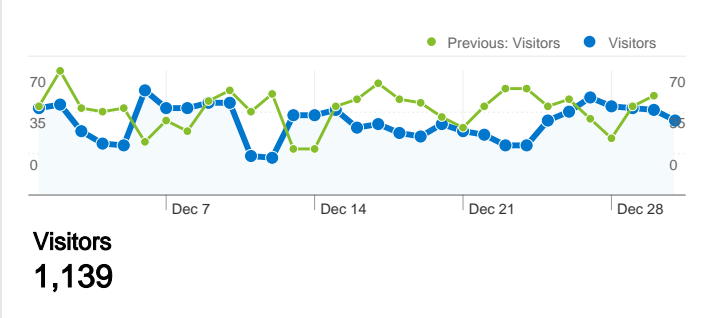


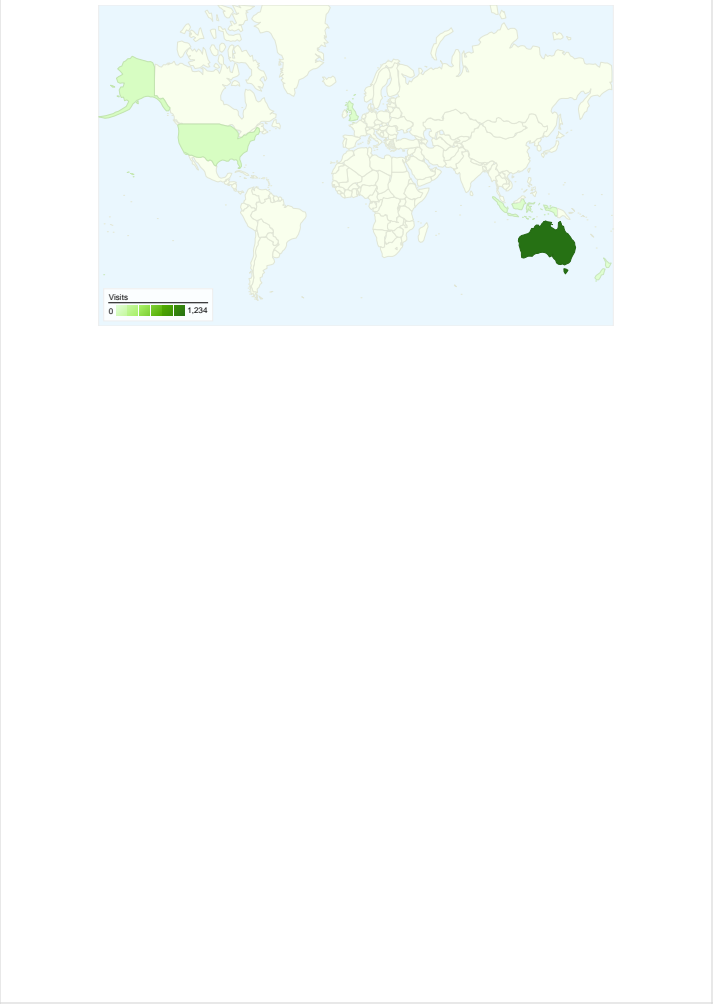
Site Usage



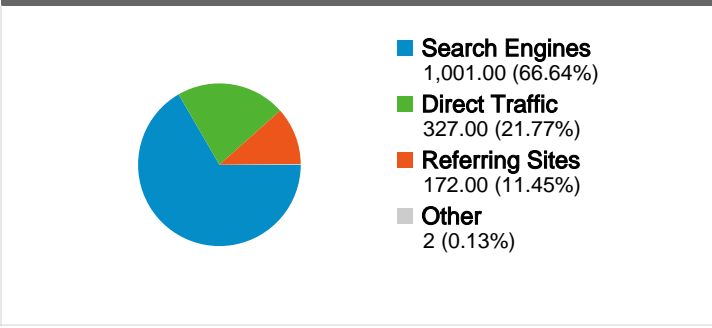
Visitors Overview



Map Overlay world



Traffic Sources Overview

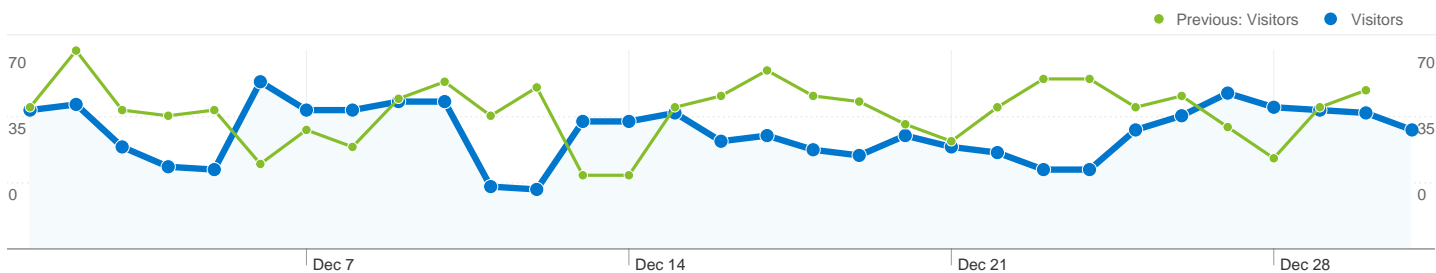


Content Overview		
Pages	Pageviews	% Pageviews
/Document1.aspx?id=6		
Dec 1, 2009 - Dec 31, 2009	795	18.25%
Nov 1, 2009 - Nov 30, 2009	937	19.10%
% Change	-15.15%	-4.44%
/NewsItem.aspx?id=1110		
Dec 1, 2009 - Dec 31, 2009	159	3.65%
Nov 1, 2009 - Nov 30, 2009	213	4.34%
% Change	-25.35%	-15.93%
/NewsItem.aspx?id=2062		
Dec 1, 2009 - Dec 31, 2009	138	3.17%
Nov 1, 2009 - Nov 30, 2009	118	2.40%
% Change	16.95%	31.71%
/Document1.aspx?id=331		
Dec 1, 2009 - Dec 31, 2009	132	3.03%
Nov 1, 2009 - Nov 30, 2009	131	2.67%
% Change	0.76%	13.48%
/Document1.aspx?id=23		
Dec 1, 2009 - Dec 31, 2009	81	1.86%
Nov 1, 2009 - Nov 30, 2009	103	2.10%
% Change	-21.36%	-11.43%

Visitors Overview

Dec 1, 2009 - Dec 31, 2009

Comparing to: Nov 1, 2009 - Nov 30, 2009




1,139 people visited this site

 **1,502 Visits**

Previous: 1,683 (-10.75%)

 **1,139 Absolute Unique Visitors**

Previous: 1,288 (-11.57%)

 **4,357 Pageviews**


Previous: 4,907 (-11.21%)

 **2.90 Average Pageviews**

Previous: 2.92 (-0.51%)

 **00:02:06 Time on Site**

Previous: 00:02:01 (3.86%)

 **59.19% Bounce Rate**

Previous: 57.69% (2.59%)

 **67.24% New Visits**

Previous: 67.74% (-0.73%)

Technical Profile

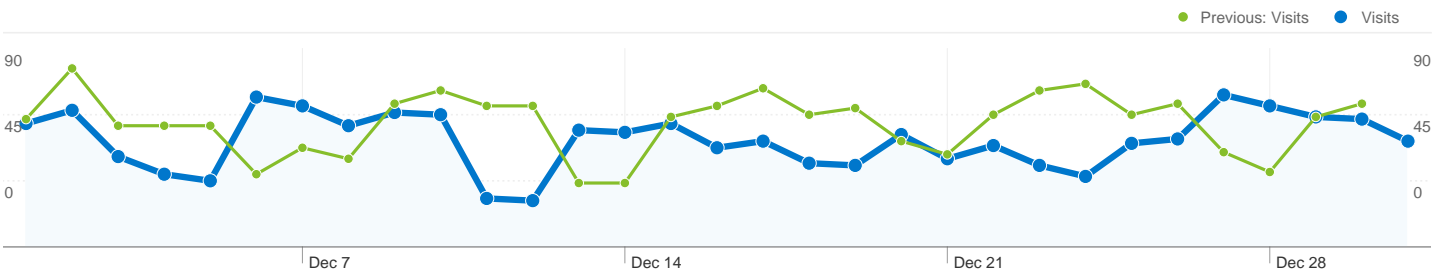
Browser	Visits	% visits	Connection Speed	Visits	% visits
Internet Explorer			Unknown		
Dec 1, 2009 - Dec 31, 2009	1,017	67.71%	Dec 1, 2009 - Dec 31, 2009	911	60.65%
Nov 1, 2009 - Nov 30, 2009	1,251	74.33%	Nov 1, 2009 - Nov 30, 2009	1,032	61.32%
% Change	-18.71%	-8.91%	% Change	-11.72%	-1.09%
Firefox			DSL		
Dec 1, 2009 - Dec 31, 2009	299	19.91%	Dec 1, 2009 - Dec 31, 2009	341	22.70%
Nov 1, 2009 - Nov 30, 2009	315	18.72%	Nov 1, 2009 - Nov 30, 2009	350	20.80%
% Change	-5.08%	6.36%	% Change	-2.57%	9.17%

Safari		
Dec 1, 2009 - Dec 31, 2009	114	7.59%
Nov 1, 2009 - Nov 30, 2009	62	3.68%
% Change	83.87%	106.03%
Chrome		
Dec 1, 2009 - Dec 31, 2009	48	3.20%
Nov 1, 2009 - Nov 30, 2009	37	2.20%
% Change	29.73%	45.36%
Opera		
Dec 1, 2009 - Dec 31, 2009	14	0.93%
Nov 1, 2009 - Nov 30, 2009	6	0.36%
% Change	133.33%	161.45%




Cable		
Dec 1, 2009 - Dec 31, 2009	104	6.92%
Nov 1, 2009 - Nov 30, 2009	169	10.04%
% Change	-38.46%	-31.05%
T1		
Dec 1, 2009 - Dec 31, 2009	104	6.92%
Nov 1, 2009 - Nov 30, 2009	89	5.29%
% Change	16.85%	30.94%
Dialup		
Dec 1, 2009 - Dec 31, 2009	37	2.46%
Nov 1, 2009 - Nov 30, 2009	36	2.14%
% Change	2.78%	15.16%

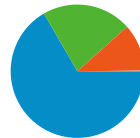
Traffic Sources Overview

Dec 1, 2009 - Dec 31, 2009
Comparing to: Nov 1, 2009 - Nov 30, 2009



All traffic sources sent a total of 1,502 visits

-  **21.77% Direct Traffic**
Previous: 17.88% (21.73%)
-  **11.45% Referring Sites**
Previous: 12.95% (-11.59%)
-  **66.64% Search Engines**
Previous: 69.16% (-3.64%)



- **Search Engines**
1,001.00 (66.64%)
- **Direct Traffic**
327.00 (21.77%)
- **Referring Sites**
172.00 (11.45%)
- **Other**
2 (0.13%)

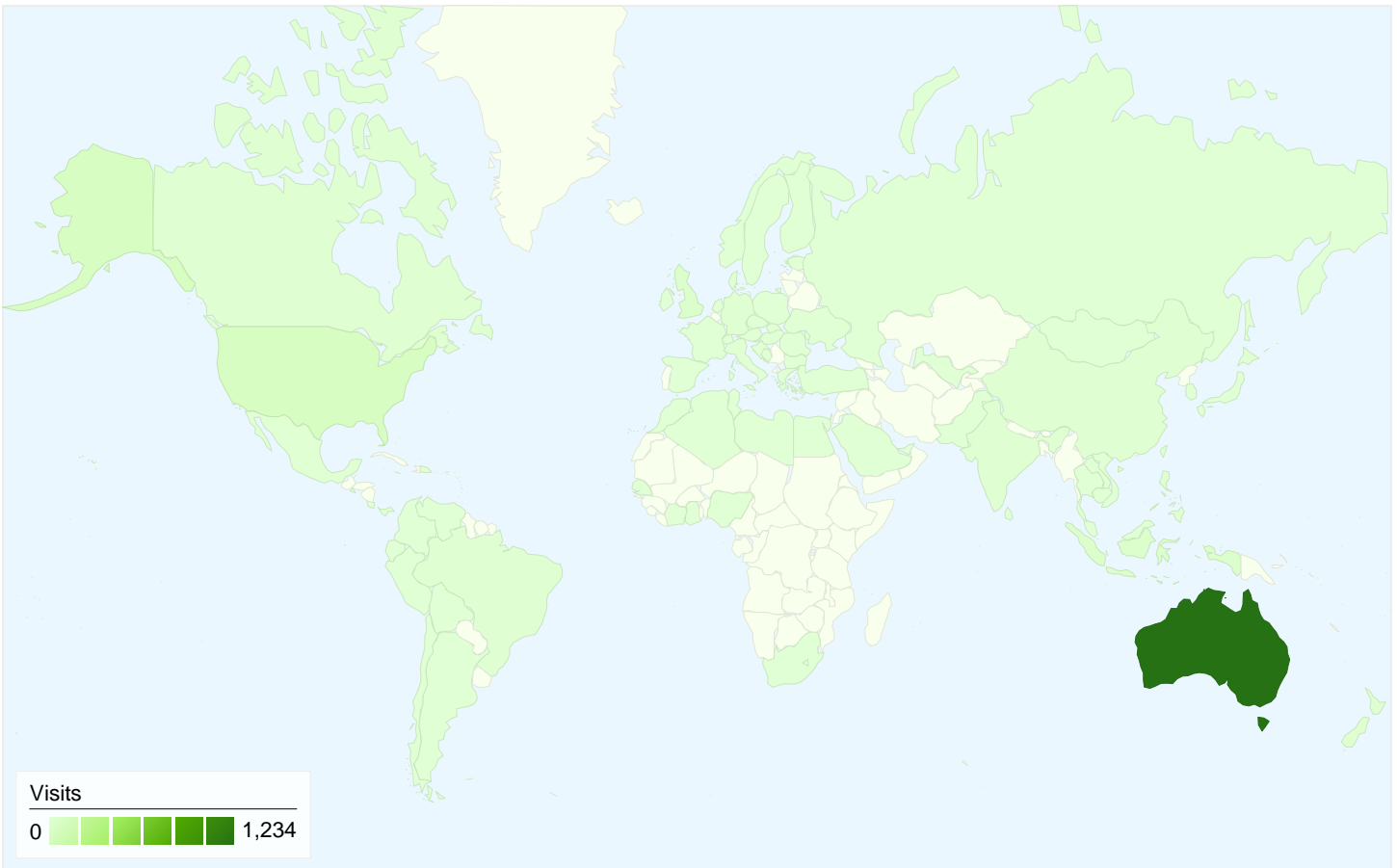
Top Traffic Sources

Sources	Visits	% visits
google (organic)		
Dec 1, 2009 - Dec 31, 2009	914	60.85%
Nov 1, 2009 - Nov 30, 2009	1,051	62.45%
% Change	-13.04%	-2.56%
(direct) ((none))		
Dec 1, 2009 - Dec 31, 2009	327	21.77%
Nov 1, 2009 - Nov 30, 2009	301	17.88%
% Change	8.64%	21.73%
bing (organic)		
Dec 1, 2009 - Dec 31, 2009	34	2.26%
Nov 1, 2009 - Nov 30, 2009	48	2.85%
% Change	-29.17%	-20.63%
images.google.co.id (referral)		
Dec 1, 2009 - Dec 31, 2009	26	1.73%
Nov 1, 2009 - Nov 30, 2009	20	1.19%
% Change	30.00%	45.67%
yahoo (organic)		

Keywords	Visits	% visits
wee waa		
Dec 1, 2009 - Dec 31, 2009	120	11.99%
Nov 1, 2009 - Nov 30, 2009	153	13.14%
% Change	-21.57%	-8.80%
wee waa nsw		
Dec 1, 2009 - Dec 31, 2009	66	6.59%
Nov 1, 2009 - Nov 30, 2009	86	7.39%
% Change	-23.26%	-10.76%
wee waa motel		
Dec 1, 2009 - Dec 31, 2009	52	5.19%
Nov 1, 2009 - Nov 30, 2009	13	1.12%
% Change	300.00%	365.13%
wee waa news		
Dec 1, 2009 - Dec 31, 2009	23	2.30%
Nov 1, 2009 - Nov 30, 2009	24	2.06%
% Change	-4.17%	11.44%
weewaa		

Dec 1, 2009 - Dec 31, 2009	23	1.53%
Nov 1, 2009 - Nov 30, 2009	41	2.44%
% Change	-43.90%	-37.14%

Dec 1, 2009 - Dec 31, 2009	13	1.30%
Nov 1, 2009 - Nov 30, 2009	18	1.55%
% Change	-27.78%	-16.02%

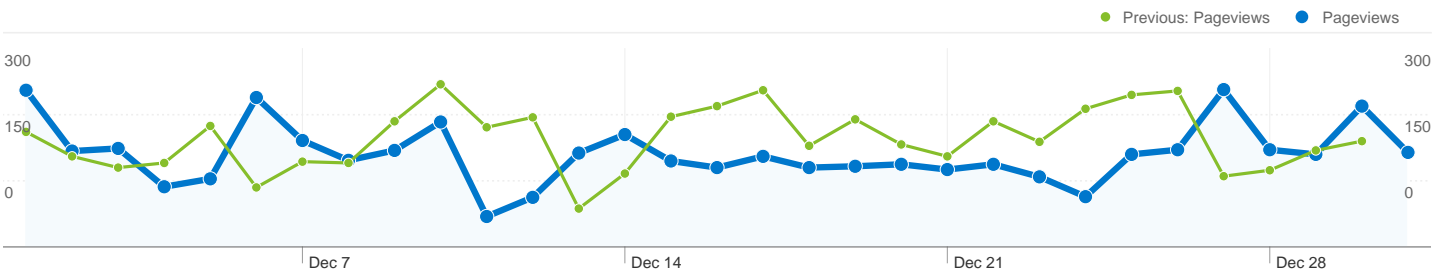


1,502 visits came from 80 countries/territories

Site Usage


Visits 1,502 Previous: 1,683 (-10.75%)	Pages/Visit 2.90 Previous: 2.92 (-0.51%)	Avg. Time on Site 00:02:06 Previous: 00:02:01 (3.86%)	% New Visits 67.31% Previous: 67.80% (-0.72%)	Bounce Rate 59.19% Previous: 57.69% (2.59%)	
Country/Territory	Visits	Pages/Visit	Avg. Time on Site	% New Visits	Bounce Rate
Australia					
December 1, 2009 - December 31, 2009	1,234	2.97	00:02:15	61.43%	56.32%
November 1, 2009 - November 30, 2009	1,364	3.09	00:02:16	62.24%	54.25%
% Change	-9.53%	-3.83%	-1.25%	-1.31%	3.81%
United States					
December 1, 2009 - December 31, 2009	67	2.90	00:01:28	91.04%	70.15%
November 1, 2009 - November 30, 2009	54	2.43	00:01:08	90.74%	70.37%
% Change	24.07%	19.36%	30.37%	0.34%	-0.31%
Indonesia					
December 1, 2009 - December 31, 2009	32	1.22	00:00:18	96.88%	84.38%


November 1, 2009 - November 30, 2009	23	1.04	00:00:01	100.00%	95.65%
% Change	39.13%	16.80%	1,570.38%	-3.12%	-11.79%
United Kingdom					
December 1, 2009 - December 31, 2009	31	2.65	00:01:11	96.77%	64.52%
November 1, 2009 - November 30, 2009	49	3.18	00:01:30	87.76%	59.18%
% Change	-36.73%	-16.91%	-21.68%	10.28%	9.01%
New Zealand					
December 1, 2009 - December 31, 2009	11	7.55	00:05:21	81.82%	36.36%
November 1, 2009 - November 30, 2009	16	2.75	00:02:08	93.75%	50.00%
% Change	-31.25%	174.38%	150.86%	-12.73%	-27.27%
Brazil					
December 1, 2009 - December 31, 2009	10	1.10	00:00:03	100.00%	90.00%
November 1, 2009 - November 30, 2009	10	1.10	00:00:01	100.00%	90.00%
% Change	0.00%	0.00%	262.50%	0.00%	0.00%
Philippines					
December 1, 2009 - December 31, 2009	9	1.44	00:01:09	66.67%	77.78%
November 1, 2009 - November 30, 2009	7	2.29	00:01:00	100.00%	85.71%
% Change	28.57%	-36.81%	13.90%	-33.33%	-9.26%
China					
December 1, 2009 - December 31, 2009	8	2.00	00:00:57	100.00%	50.00%
November 1, 2009 - November 30, 2009	9	1.22	00:01:02	77.78%	77.78%
% Change	-11.11%	63.64%	-8.79%	28.57%	-35.71%
Germany					
December 1, 2009 - December 31, 2009	7	2.71	00:02:13	100.00%	85.71%
November 1, 2009 - November 30, 2009	14	1.50	00:00:20	100.00%	78.57%
% Change	-50.00%	80.95%	568.10%	0.00%	9.09%
India					
December 1, 2009 - December 31, 2009	7	2.86	00:03:03	100.00%	57.14%
November 1, 2009 - November 30, 2009	13	2.31	00:00:37	92.31%	69.23%
% Change	-46.15%	23.81%	392.16%	8.33%	-17.46%
1 - 10 of 80					



Pages on this site were viewed a total of 4,357 times

 **4,357 Pageviews**
Previous: 4,907 (-11.21%)

 **3,509 Unique Views**
Previous: 3,969 (-11.59%)

 **59.19% Bounce Rate**
Previous: 57.69% (2.59%)

Top Content

Pages	Pageviews	% Pageviews
/Document1.aspx?id=6		
Dec 1, 2009 - Dec 31, 2009	795	18.25%
Nov 1, 2009 - Nov 30, 2009	937	19.10%
% Change	-15.15%	-4.44%
/NewsItem.aspx?id=1110		
Dec 1, 2009 - Dec 31, 2009	159	3.65%
Nov 1, 2009 - Nov 30, 2009	213	4.34%
% Change	-25.35%	-15.93%
/NewsItem.aspx?id=2062		
Dec 1, 2009 - Dec 31, 2009	138	3.17%
Nov 1, 2009 - Nov 30, 2009	118	2.40%
% Change	16.95%	31.71%
/Document1.aspx?id=331		
Dec 1, 2009 - Dec 31, 2009	132	3.03%
Nov 1, 2009 - Nov 30, 2009	131	2.67%
% Change	0.76%	13.48%
/Document1.aspx?id=23		

Dec 1, 2009 - Dec 31, 2009	81	1.86%
Nov 1, 2009 - Nov 30, 2009	103	2.10%
% Change	-21.36%	-11.43%