

**Site Usage**

**1,775 Visits**

Previous: 1,502 (18.18%)

**55.49% Bounce Rate**

Previous: 59.19% (-6.24%)

**5,378 Pageviews**

Previous: 4,357 (23.43%)

**00:02:14 Avg. Time on Site**

Previous: 00:02:06 (6.60%)

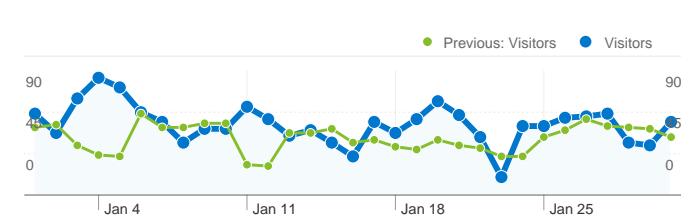
**3.03 Pages/Visit**

Previous: 2.90 (4.45%)

**72.51% % New Visits**

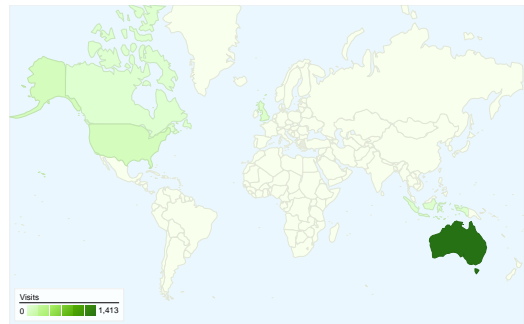
Previous: 67.24% (7.83%)

**Visitors Overview**

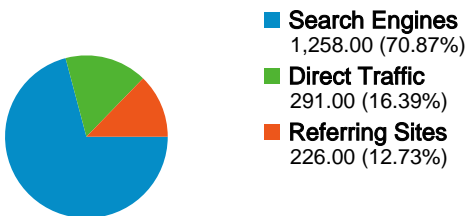


**Visitors**  
**1,429**

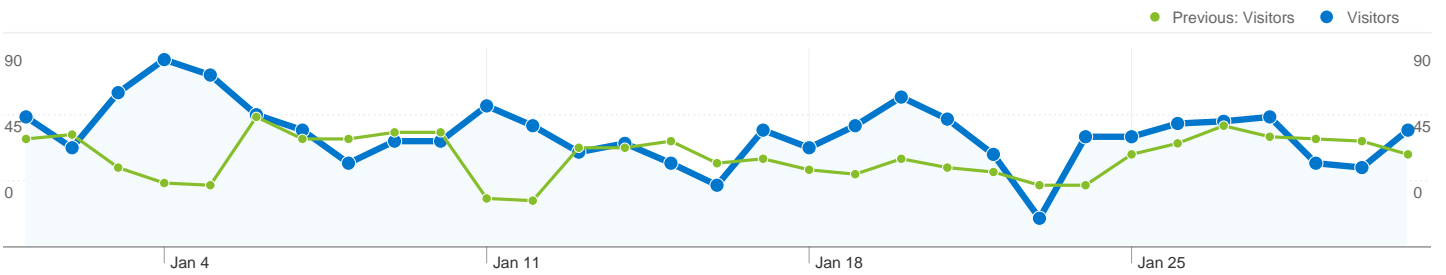
**Map Overlay**



**Traffic Sources Overview**



Content Overview		
Pages	Pageviews	% Pageviews
/Document1.aspx?id=6		
Jan 1, 2010 - Jan 31, 2010	800	14.88%
Dec 1, 2009 - Dec 31, 2009	795	18.25%
% Change	0.63%	-18.48%
/NewsItem.aspx?id=2062		
Jan 1, 2010 - Jan 31, 2010	212	3.94%
Dec 1, 2009 - Dec 31, 2009	138	3.17%
% Change	53.62%	24.46%
/NewsItem.aspx?id=1110		
Jan 1, 2010 - Jan 31, 2010	209	3.89%
Dec 1, 2009 - Dec 31, 2009	159	3.65%
% Change	31.45%	6.49%
/Document1.aspx?id=331		
Jan 1, 2010 - Jan 31, 2010	151	2.81%
Dec 1, 2009 - Dec 31, 2009	132	3.03%
% Change	14.39%	-7.32%
/Document1.aspx?id=690		
Jan 1, 2010 - Jan 31, 2010	129	2.40%
Dec 1, 2009 - Dec 31, 2009	80	1.84%
% Change	61.25%	30.64%





## 1,429 people visited this site


 **1,775 Visits**  
Previous: 1,502 (18.18%)


 **1,429 Absolute Unique Visitors**  
Previous: 1,139 (25.46%)

 **5,378 Pageviews**  
Previous: 4,357 (23.43%)

 **3.03 Average Pageviews**  
Previous: 2.90 (4.45%)

 **00:02:14 Time on Site**  
Previous: 00:02:06 (6.60%)

 **55.49% Bounce Rate**  
Previous: 59.19% (-6.24%)

 **72.51% New Visits**  
Previous: 67.24% (7.83%)

## Technical Profile

Browser	Visits	% visits
Internet Explorer		
Jan 1, 2010 - Jan 31, 2010	1,240	69.86%
Dec 1, 2009 - Dec 31, 2009	1,017	67.71%
% Change	21.93%	3.17%
Firefox		
Jan 1, 2010 - Jan 31, 2010	323	18.20%
Dec 1, 2009 - Dec 31, 2009	299	19.91%
% Change	8.03%	-8.59%

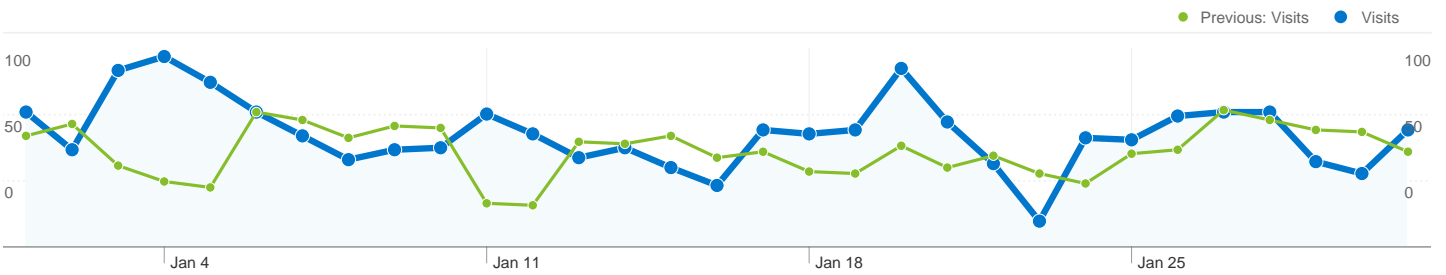
Connection Speed	Visits	% visits
Unknown		
Jan 1, 2010 - Jan 31, 2010	834	46.99%
Dec 1, 2009 - Dec 31, 2009	911	60.65%
% Change	-8.45%	-22.53%
DSL		
Jan 1, 2010 - Jan 31, 2010	441	24.85%
Dec 1, 2009 - Dec 31, 2009	341	22.70%
% Change	29.33%	9.43%

Safari		
Jan 1, 2010 - Jan 31, 2010	111	6.25%
Dec 1, 2009 - Dec 31, 2009	114	7.59%
% Change	-2.63%	-17.61%
Chrome		
Jan 1, 2010 - Jan 31, 2010	71	4.00%
Dec 1, 2009 - Dec 31, 2009	48	3.20%
% Change	47.92%	25.17%
Opera		
Jan 1, 2010 - Jan 31, 2010	13	0.73%
Dec 1, 2009 - Dec 31, 2009	14	0.93%
% Change	-7.14%	-21.42%




Cable		
Jan 1, 2010 - Jan 31, 2010	371	20.90%
Dec 1, 2009 - Dec 31, 2009	104	6.92%
% Change	256.73%	201.86%
T1		
Jan 1, 2010 - Jan 31, 2010	76	4.28%
Dec 1, 2009 - Dec 31, 2009	104	6.92%
% Change	-26.92%	-38.16%
Dialup		
Jan 1, 2010 - Jan 31, 2010	49	2.76%
Dec 1, 2009 - Dec 31, 2009	37	2.46%
% Change	32.43%	12.06%

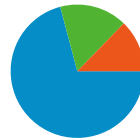
# Traffic Sources Overview

Jan 1, 2010 - Jan 31, 2010  
Comparing to: Dec 1, 2009 - Dec 31, 2009



**All traffic sources sent a total of 1,775 visits**

-  **16.39% Direct Traffic**  
Previous: 21.77% (-24.70%)
-  **12.73% Referring Sites**  
Previous: 11.45% (11.19%)
-  **70.87% Search Engines**  
Previous: 66.64% (6.35%)



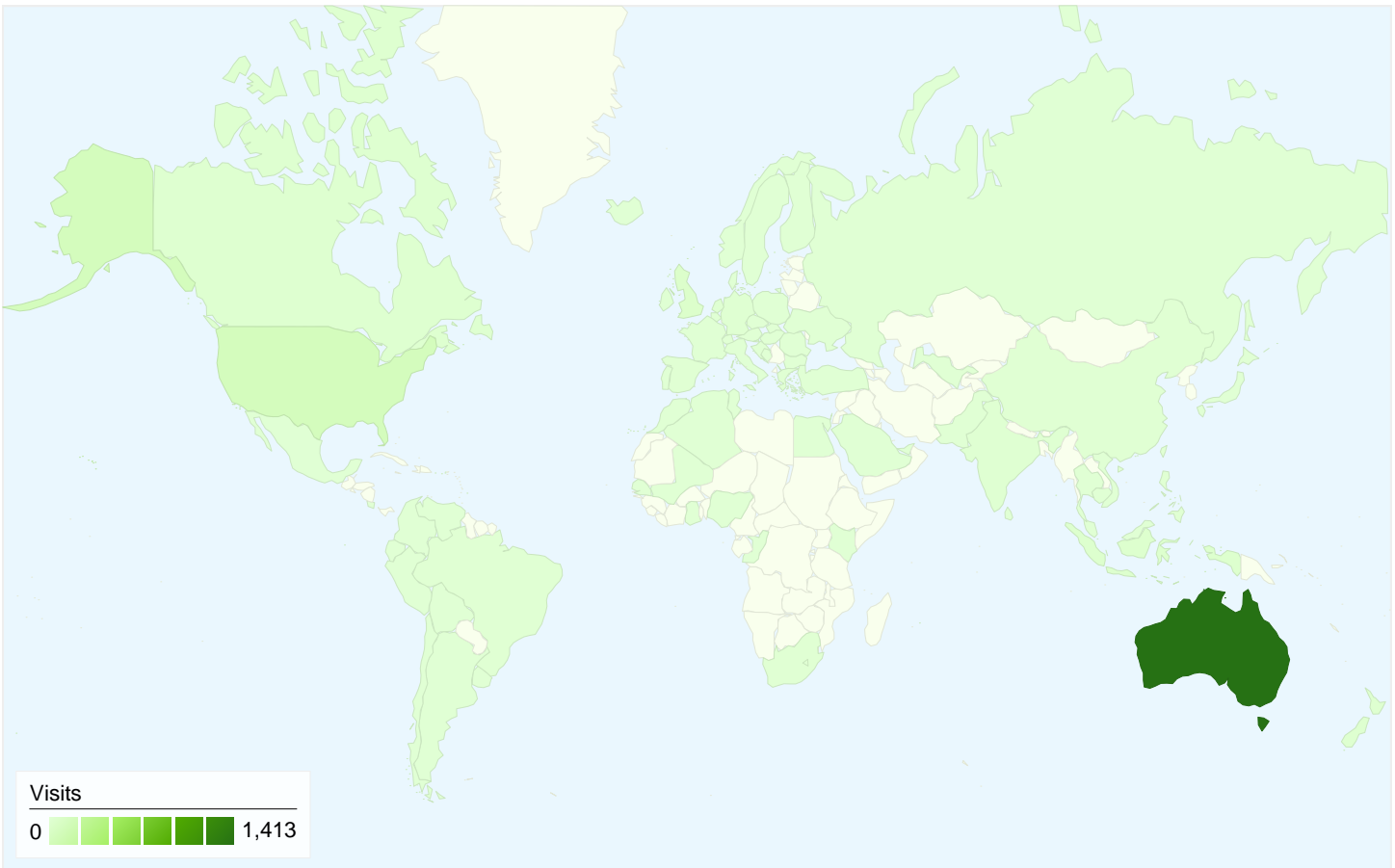
- **Search Engines**  
1,258.00 (70.87%)
- **Direct Traffic**  
291.00 (16.39%)
- **Referring Sites**  
226.00 (12.73%)

## Top Traffic Sources

Sources	Visits	% visits
google (organic)		
Jan 1, 2010 - Jan 31, 2010	1,155	65.07%
Dec 1, 2009 - Dec 31, 2009	914	60.85%
% Change	26.37%	6.93%
(direct) ((none))		
Jan 1, 2010 - Jan 31, 2010	291	16.39%
Dec 1, 2009 - Dec 31, 2009	327	21.77%
% Change	-11.01%	-24.70%
bing (organic)		
Jan 1, 2010 - Jan 31, 2010	51	2.87%
Dec 1, 2009 - Dec 31, 2009	34	2.26%
% Change	50.00%	26.93%
yahoo (organic)		
Jan 1, 2010 - Jan 31, 2010	33	1.86%
Dec 1, 2009 - Dec 31, 2009	23	1.53%
% Change	43.48%	21.41%
findseedo.com (referral)		

Keywords	Visits	% visits
wee waa		
Jan 1, 2010 - Jan 31, 2010	150	11.92%
Dec 1, 2009 - Dec 31, 2009	120	11.99%
% Change	25.00%	-0.54%
wee waa nsw		
Jan 1, 2010 - Jan 31, 2010	84	6.68%
Dec 1, 2009 - Dec 31, 2009	66	6.59%
% Change	27.27%	1.27%
wee waa news		
Jan 1, 2010 - Jan 31, 2010	22	1.75%
Dec 1, 2009 - Dec 31, 2009	23	2.30%
% Change	-4.35%	-23.89%
wee waa motel		
Jan 1, 2010 - Jan 31, 2010	21	1.67%
Dec 1, 2009 - Dec 31, 2009	52	5.19%
% Change	-59.62%	-67.87%
wee waa real estate		

Jan 1, 2010 - Jan 31, 2010	24	1.35%	Jan 1, 2010 - Jan 31, 2010	15	1.19%
Dec 1, 2009 - Dec 31, 2009	19	1.26%	Dec 1, 2009 - Dec 31, 2009	12	1.20%
% Change	26.32%	6.89%	% Change	25.00%	-0.54%

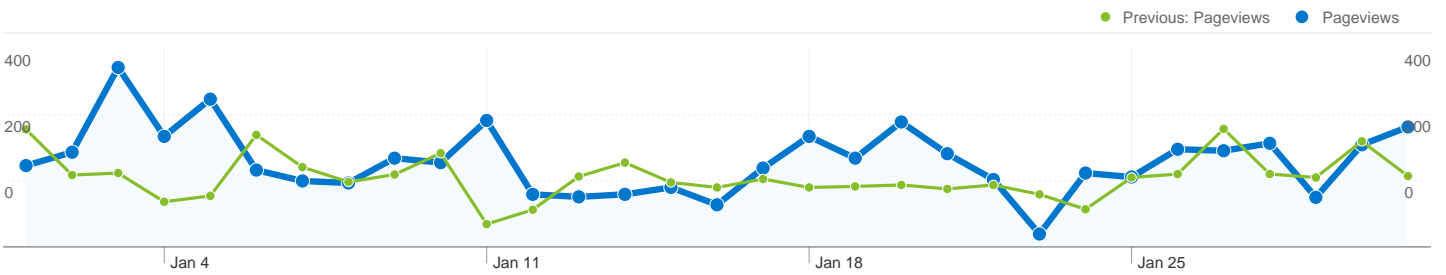


**1,775 visits came from 80 countries/territories**

Site Usage


Visits	Pages/Visit	Avg. Time on Site	% New Visits	Bounce Rate	
<b>1,775</b> Previous: 1,502 (18.18%)	<b>3.03</b> Previous: 2.90 (4.45%)	<b>00:02:14</b> Previous: 00:02:06 (6.60%)	<b>72.62%</b> Previous: 67.31% (7.89%)	<b>55.49%</b> Previous: 59.19% (-6.24%)	
Country/Territory	Visits	Pages/Visit	Avg. Time on Site	% New Visits	Bounce Rate
<b>Australia</b>					
January 1, 2010 - January 31, 2010	<b>1,413</b>	3.32	00:02:32	67.16%	50.81%
December 1, 2009 - December 31, 2009	<b>1,234</b>	2.97	00:02:15	61.43%	56.32%
% Change	<b>14.51%</b>	11.57%	13.09%	9.34%	-9.78%
<b>United States</b>					
January 1, 2010 - January 31, 2010	<b>99</b>	1.45	00:00:22	93.94%	82.83%
December 1, 2009 - December 31, 2009	<b>67</b>	2.90	00:01:28	91.04%	70.15%
% Change	<b>47.76%</b>	-49.77%	-74.54%	3.18%	18.07%
<b>United Kingdom</b>					
January 1, 2010 - January 31, 2010	<b>38</b>	2.03	00:01:06	94.74%	73.68%


December 1, 2009 - December 31, 2009	<b>31</b>	2.65	00:01:11	96.77%	64.52%
% Change	<b>22.58%</b>	<b>-23.40%</b>	<b>-6.91%</b>	<b>-2.11%</b>	<b>14.21%</b>
Indonesia					
January 1, 2010 - January 31, 2010	<b>27</b>	1.48	00:01:29	96.30%	81.48%
December 1, 2009 - December 31, 2009	<b>32</b>	1.22	00:00:18	96.88%	84.38%
% Change	<b>-15.62%</b>	<b>21.56%</b>	<b>390.39%</b>	<b>-0.60%</b>	<b>-3.43%</b>
Canada					
January 1, 2010 - January 31, 2010	<b>19</b>	1.74	00:01:18	89.47%	73.68%
December 1, 2009 - December 31, 2009	<b>7</b>	1.43	00:00:37	100.00%	85.71%
% Change	<b>171.43%</b>	<b>21.58%</b>	<b>108.87%</b>	<b>-10.53%</b>	<b>-14.04%</b>
New Zealand					
January 1, 2010 - January 31, 2010	<b>17</b>	2.76	00:01:38	82.35%	64.71%
December 1, 2009 - December 31, 2009	<b>11</b>	7.55	00:05:21	81.82%	36.36%
% Change	<b>54.55%</b>	<b>-63.36%</b>	<b>-69.53%</b>	<b>0.65%</b>	<b>77.94%</b>
India					
January 1, 2010 - January 31, 2010	<b>11</b>	2.91	00:00:52	90.91%	45.45%
December 1, 2009 - December 31, 2009	<b>7</b>	2.86	00:03:03	100.00%	57.14%
% Change	<b>57.14%</b>	<b>1.82%</b>	<b>-71.66%</b>	<b>-9.09%</b>	<b>-20.45%</b>
Germany					
January 1, 2010 - January 31, 2010	<b>9</b>	1.89	00:00:23	100.00%	77.78%
December 1, 2009 - December 31, 2009	<b>7</b>	2.71	00:02:13	100.00%	85.71%
% Change	<b>28.57%</b>	<b>-30.41%</b>	<b>-82.39%</b>	<b>0.00%</b>	<b>-9.26%</b>
Netherlands					
January 1, 2010 - January 31, 2010	<b>9</b>	4.22	00:02:33	77.78%	33.33%
December 1, 2009 - December 31, 2009	<b>2</b>	1.00	00:00:00	100.00%	100.00%
% Change	<b>350.00%</b>	<b>322.22%</b>	<b>100.00%</b>	<b>-22.22%</b>	<b>-66.67%</b>
Ireland					
January 1, 2010 - January 31, 2010	<b>8</b>	1.75	00:00:20	100.00%	87.50%
December 1, 2009 - December 31, 2009	<b>3</b>	1.00	00:00:00	100.00%	100.00%
% Change	<b>166.67%</b>	<b>75.00%</b>	<b>100.00%</b>	<b>0.00%</b>	<b>-12.50%</b>
1 - 10 of 80					



## Pages on this site were viewed a total of 5,378 times

 **5,378 Pageviews**  
Previous: 4,357 (23.43%)

 **4,304 Unique Views**  
Previous: 3,509 (22.66%)

 **55.49% Bounce Rate**  
Previous: 59.19% (-6.24%)

## Top Content

Pages	Pageviews	% Pageviews
<b>/Document1.aspx?id=6</b>		
Jan 1, 2010 - Jan 31, 2010	800	14.88%
Dec 1, 2009 - Dec 31, 2009	795	18.25%
% Change	0.63%	-18.48%
<b>/NewsItem.aspx?id=2062</b>		
Jan 1, 2010 - Jan 31, 2010	212	3.94%
Dec 1, 2009 - Dec 31, 2009	138	3.17%
% Change	53.62%	24.46%
<b>/NewsItem.aspx?id=1110</b>		
Jan 1, 2010 - Jan 31, 2010	209	3.89%
Dec 1, 2009 - Dec 31, 2009	159	3.65%
% Change	31.45%	6.49%
<b>/Document1.aspx?id=331</b>		
Jan 1, 2010 - Jan 31, 2010	151	2.81%
Dec 1, 2009 - Dec 31, 2009	132	3.03%
% Change	14.39%	-7.32%
<b>/Document1.aspx?id=690</b>		

Jan 1, 2010 - Jan 31, 2010	129	2.40%
Dec 1, 2009 - Dec 31, 2009	80	1.84%
% Change	61.25%	30.64%