

Site Usage

 **2,121 Visits**


Previous: 2,177 (-2.57%)

 **47.62% Bounce Rate**

Previous: 50.39% (-5.50%)

 **7,933 Pageviews**

Previous: 7,613 (4.20%)

 **00:03:00 Avg. Time on Site**

Previous: 00:02:54 (3.26%)

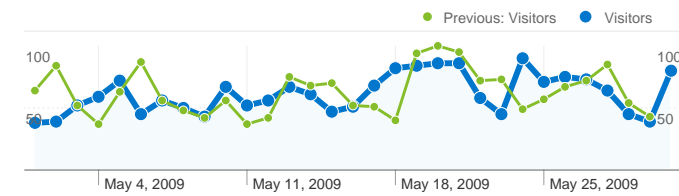
 **3.74 Pages/Visit**

Previous: 3.50 (6.95%)

 **69.92% % New Visits**

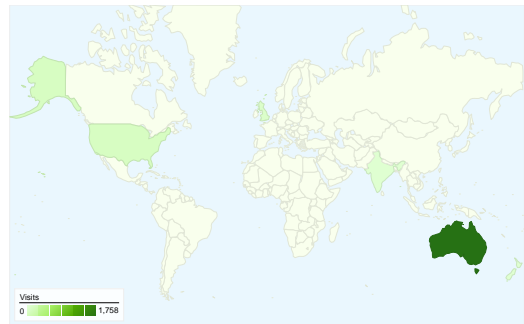
Previous: 67.75% (3.20%)

Visitors Overview

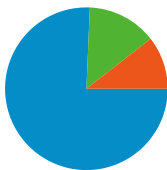


Visitors
1,671

Map Overlay world

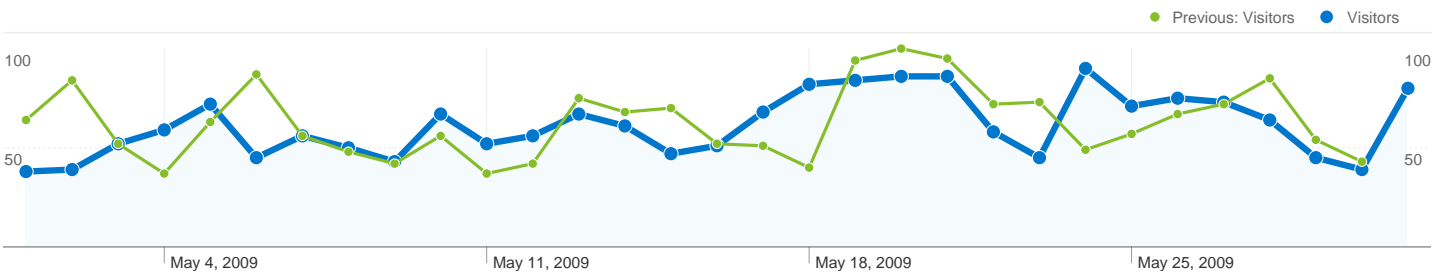


Traffic Sources Overview



- **Search Engines**
1,605.00 (75.67%)
- **Direct Traffic**
293.00 (13.81%)
- **Referring Sites**
223.00 (10.51%)

Content Overview		
Pages	Pageviews	% Pageviews
/Document1.aspx?id=6		
May 1, 2009 - May 31, 2009	1,055	13.30%
Apr 1, 2009 - Apr 30, 2009	1,154	15.16%
% Change	-8.58%	-12.27%
/NewsItem.aspx?id=1110		
May 1, 2009 - May 31, 2009	487	6.14%
Apr 1, 2009 - Apr 30, 2009	236	3.10%
% Change	106.36%	98.03%
/Document1.aspx?id=110		
May 1, 2009 - May 31, 2009	354	4.46%
Apr 1, 2009 - Apr 30, 2009	307	4.03%
% Change	15.31%	10.66%
/Document1.aspx?id=2791		
May 1, 2009 - May 31, 2009	284	3.58%
Apr 1, 2009 - Apr 30, 2009	121	1.59%
% Change	134.71%	125.24%
/Document1.aspx?id=331		
May 1, 2009 - May 31, 2009	197	2.48%
Apr 1, 2009 - Apr 30, 2009	173	2.27%
% Change	13.87%	9.28%



1,671 people visited this site

2,121 Visits

Previous: 2,177 (-2.57%)

1,671 Absolute Unique Visitors

Previous: 1,647 (1.46%)

7,933 Pageviews

Previous: 7,613 (4.20%)

3.74 Average Pageviews

Previous: 3.50 (6.95%)

00:03:00 Time on Site

Previous: 00:02:54 (3.26%)

47.62% Bounce Rate

Previous: 50.39% (-5.50%)

69.92% New Visits

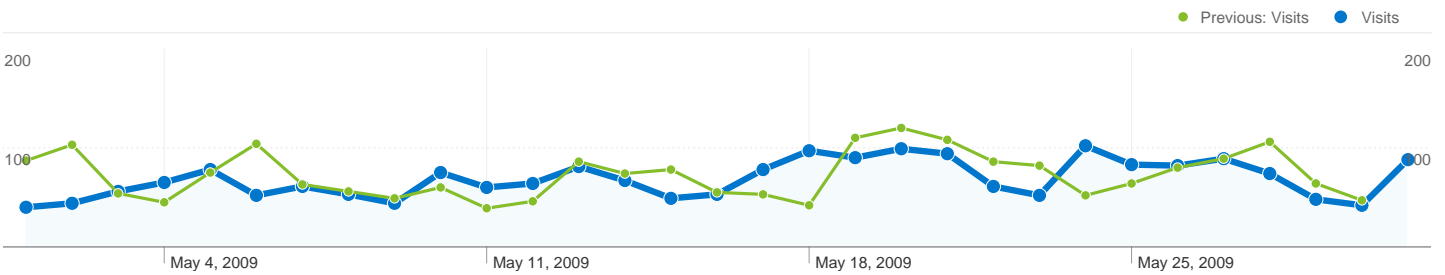
Previous: 67.75% (3.20%)

Technical Profile

Browser	Visits	% visits	Connection Speed	Visits	% visits
Internet Explorer			Unknown		
May 1, 2009 - May 31, 2009	1,593	75.11%	May 1, 2009 - May 31, 2009	1,472	69.40%
Apr 1, 2009 - Apr 30, 2009	1,670	76.71%	Apr 1, 2009 - Apr 30, 2009	1,521	69.87%
% Change	-4.61%	-2.09%	% Change	-3.22%	-0.67%
Firefox			DSL		
May 1, 2009 - May 31, 2009	372	17.54%	May 1, 2009 - May 31, 2009	328	15.46%
Apr 1, 2009 - Apr 30, 2009	351	16.12%	Apr 1, 2009 - Apr 30, 2009	311	14.29%
% Change	5.98%	8.78%	% Change	5.47%	8.25%

Safari		
May 1, 2009 - May 31, 2009	89	4.20%
Apr 1, 2009 - Apr 30, 2009	79	3.63%
% Change	12.66%	15.63%
Chrome		
May 1, 2009 - May 31, 2009	34	1.60%
Apr 1, 2009 - Apr 30, 2009	29	1.33%
% Change	17.24%	20.34%
Opera		
May 1, 2009 - May 31, 2009	19	0.90%
Apr 1, 2009 - Apr 30, 2009	23	1.06%
% Change	-17.39%	-15.21%

Cable		
May 1, 2009 - May 31, 2009	159	7.50%
Apr 1, 2009 - Apr 30, 2009	175	8.04%
% Change	-9.14%	-6.74%
T1		
May 1, 2009 - May 31, 2009	85	4.01%
Apr 1, 2009 - Apr 30, 2009	89	4.09%
% Change	-4.49%	-1.97%
Dialup		
May 1, 2009 - May 31, 2009	72	3.39%
Apr 1, 2009 - Apr 30, 2009	74	3.40%
% Change	-2.70%	-0.13%



All traffic sources sent a total of 2,121 visits

13.81% Direct Traffic

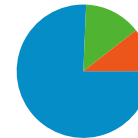
Previous: 16.72% (-17.38%)

10.51% Referring Sites

Previous: 12.49% (-15.85%)

75.67% Search Engines

Previous: 70.74% (6.97%)



- **Search Engines**
1,605.00 (75.67%)
- **Direct Traffic**
293.00 (13.81%)
- **Referring Sites**
223.00 (10.51%)

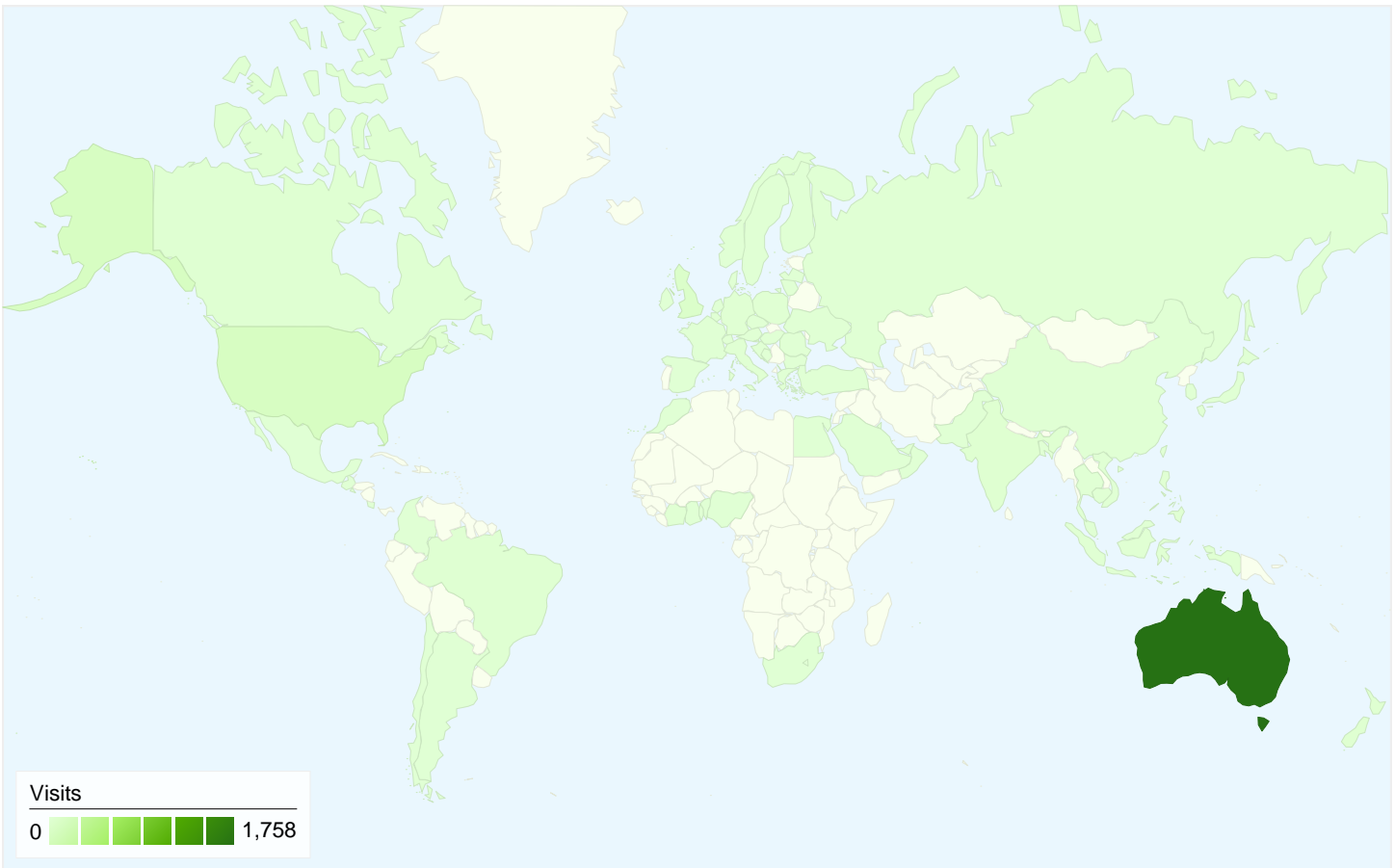
Top Traffic Sources

Sources	Visits	% visits
google (organic)		
May 1, 2009 - May 31, 2009	1,439	67.85%
Apr 1, 2009 - Apr 30, 2009	1,406	64.58%
% Change	2.35%	5.05%
(direct) ((none))		
May 1, 2009 - May 31, 2009	293	13.81%
Apr 1, 2009 - Apr 30, 2009	364	16.72%
% Change	-19.51%	-17.38%
yahoo (organic)		
May 1, 2009 - May 31, 2009	54	2.55%
Apr 1, 2009 - Apr 30, 2009	47	2.16%
% Change	14.89%	17.93%
live (organic)		
May 1, 2009 - May 31, 2009	52	2.45%
Apr 1, 2009 - Apr 30, 2009	37	1.70%
% Change	40.54%	44.25%
narrabri.net (referral)		

Keywords	Visits	% visits
wee waa		
May 1, 2009 - May 31, 2009	213	13.27%
Apr 1, 2009 - Apr 30, 2009	221	14.35%
% Change	-3.62%	-7.52%
wee waa show		
May 1, 2009 - May 31, 2009	58	3.61%
Apr 1, 2009 - Apr 30, 2009	38	2.47%
% Change	52.63%	46.45%
wee waa real estate		
May 1, 2009 - May 31, 2009	36	2.24%
Apr 1, 2009 - Apr 30, 2009	17	1.10%
% Change	111.76%	103.19%
wee waa nsw		
May 1, 2009 - May 31, 2009	35	2.18%
Apr 1, 2009 - Apr 30, 2009	51	3.31%
% Change	-31.37%	-34.15%
wee waa news		

May 1, 2009 - May 31, 2009	28	1.32%
Apr 1, 2009 - Apr 30, 2009	32	1.47%
% Change	-12.50%	-10.19%

May 1, 2009 - May 31, 2009	31	1.93%
Apr 1, 2009 - Apr 30, 2009	34	2.21%
% Change	-8.82%	-12.52%



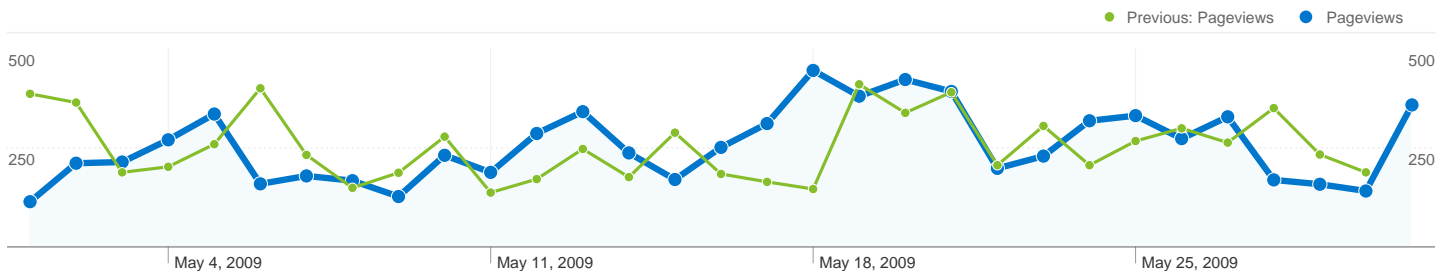
2,121 visits came from 76 countries/territories

Site Usage

Visits	Pages/Visit	Avg. Time on Site	% New Visits	Bounce Rate	
2,121 Previous: 2,177 (-2.57%)	3.74 Previous: 3.50 (6.95%)	00:03:00 Previous: 00:02:54 (3.26%)	70.01% Previous: 68.21% (2.64%)	47.62% Previous: 50.39% (-5.50%)	
Country/Territory	Visits	Pages/Visit	Avg. Time on Site	% New Visits	Bounce Rate
Australia					
May 1, 2009 - May 31, 2009	1,758	4.07	00:03:25	65.30%	43.12%
April 1, 2009 - April 30, 2009	1,758	3.68	00:03:05	63.42%	46.99%
% Change	0.00%	10.62%	10.94%	2.96%	-8.23%
United States					
May 1, 2009 - May 31, 2009	98	2.28	00:00:50	95.92%	69.39%
April 1, 2009 - April 30, 2009	115	2.63	00:02:11	91.30%	71.30%
% Change	-14.78%	-13.64%	-62.12%	5.05%	-2.69%
United Kingdom					
May 1, 2009 - May 31, 2009	53	2.23	00:01:22	90.57%	69.81%

April 1, 2009 - April 30, 2009	46	2.72	00:01:20	93.48%	65.22%
% Change	15.22%	-18.07%	1.59%	-3.12%	7.04%
New Zealand					
May 1, 2009 - May 31, 2009	19	3.74	00:02:05	94.74%	52.63%
April 1, 2009 - April 30, 2009	14	6.71	00:04:45	85.71%	28.57%
% Change	35.71%	-44.34%	-56.16%	10.53%	84.21%
India					
May 1, 2009 - May 31, 2009	18	1.94	00:00:50	77.78%	66.67%
April 1, 2009 - April 30, 2009	10	1.70	00:00:23	90.00%	70.00%
% Change	80.00%	14.38%	112.25%	-13.58%	-4.76%
Canada					
May 1, 2009 - May 31, 2009	12	1.33	00:00:20	100.00%	83.33%
April 1, 2009 - April 30, 2009	14	1.64	00:00:13	100.00%	85.71%
% Change	-14.29%	-18.84%	61.08%	0.00%	-2.78%
Brazil					
May 1, 2009 - May 31, 2009	11	1.82	00:00:32	100.00%	90.91%
April 1, 2009 - April 30, 2009	7	1.00	00:00:00	100.00%	100.00%
% Change	57.14%	81.82%	100.00%	0.00%	-9.09%
Singapore					
May 1, 2009 - May 31, 2009	10	1.20	00:00:07	100.00%	80.00%
April 1, 2009 - April 30, 2009	14	3.07	00:01:07	100.00%	50.00%
% Change	-28.57%	-60.93%	-90.13%	0.00%	60.00%
Ivory Coast					
May 1, 2009 - May 31, 2009	8	3.12	00:01:18	100.00%	75.00%
April 1, 2009 - April 30, 2009	3	1.00	00:00:00	100.00%	100.00%
% Change	166.67%	212.50%	100.00%	0.00%	-25.00%
Indonesia					
May 1, 2009 - May 31, 2009	7	1.29	00:00:18	100.00%	71.43%
April 1, 2009 - April 30, 2009	7	1.14	00:00:05	100.00%	85.71%
% Change	0.00%	12.50%	272.73%	0.00%	-16.67%

1 - 10 of 76



Pages on this site were viewed a total of 7,933 times

 **7,933 Pageviews**

Previous: 7,613 (4.20%)

 **5,970 Unique Views**

Previous: 5,934 (0.61%)

 **47.62% Bounce Rate**

Previous: 50.39% (-5.50%)

Top Content

Pages	Pageviews	% Pageviews
/Document1.aspx?id=6		
May 1, 2009 - May 31, 2009	1,055	13.30%
Apr 1, 2009 - Apr 30, 2009	1,154	15.16%
% Change	-8.58%	-12.27%
/NewsItem.aspx?id=1110		
May 1, 2009 - May 31, 2009	487	6.14%
Apr 1, 2009 - Apr 30, 2009	236	3.10%
% Change	106.36%	98.03%
/Document1.aspx?id=110		
May 1, 2009 - May 31, 2009	354	4.46%
Apr 1, 2009 - Apr 30, 2009	307	4.03%
% Change	15.31%	10.66%
/Document1.aspx?id=2791		
May 1, 2009 - May 31, 2009	284	3.58%
Apr 1, 2009 - Apr 30, 2009	121	1.59%
% Change	134.71%	125.24%
/Document1.aspx?id=331		

May 1, 2009 - May 31, 2009	197	2.48%
Apr 1, 2009 - Apr 30, 2009	173	2.27%
% Change	13.87%	9.28%