

Site Usage

2,541 Visits

Previous: 1,960 (29.64%)

49.78% Bounce Rate

Previous: 50.92% (-2.23%)

8,421 Pageviews

Previous: 6,237 (35.02%)

00:03:04 Avg. Time on Site

Previous: 00:03:41 (-16.66%)

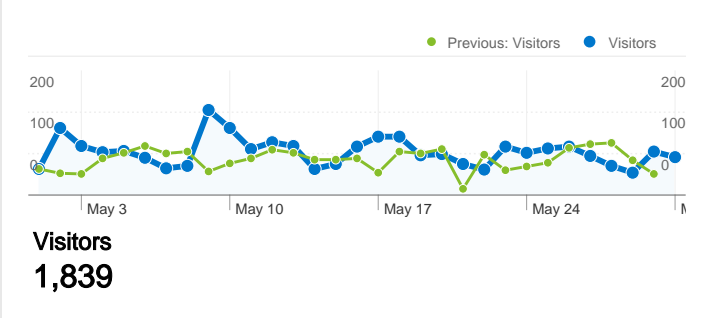
3.31 Pages/Visit

Previous: 3.18 (4.15%)

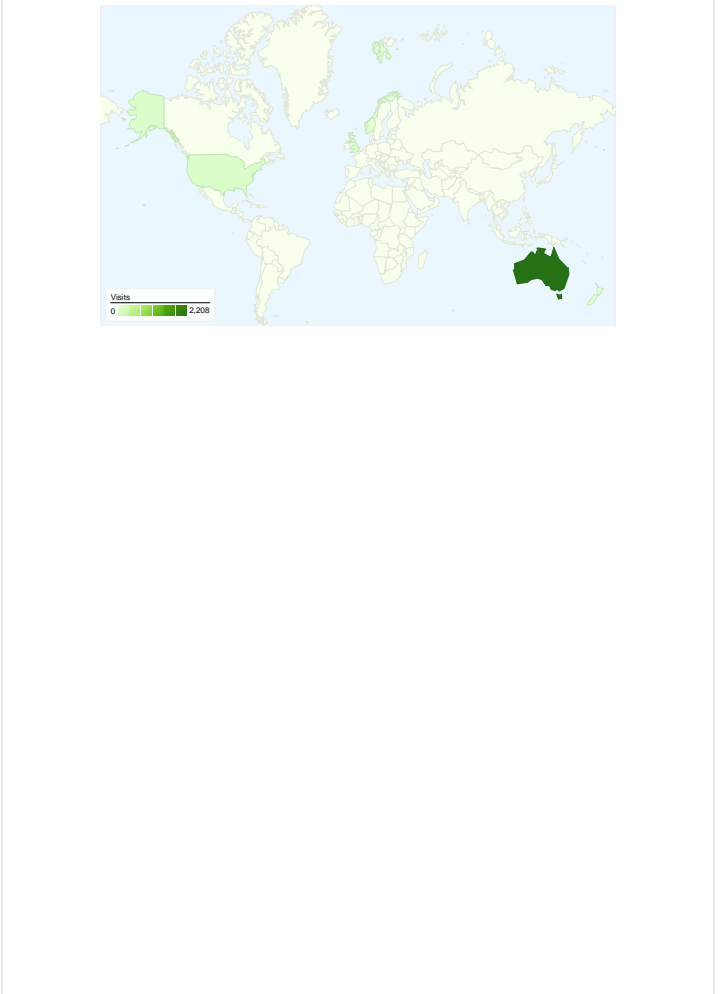
61.90% % New Visits

Previous: 66.02% (-6.23%)

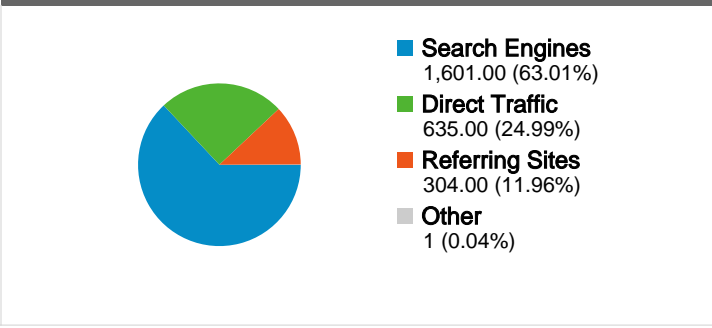
Visitors Overview



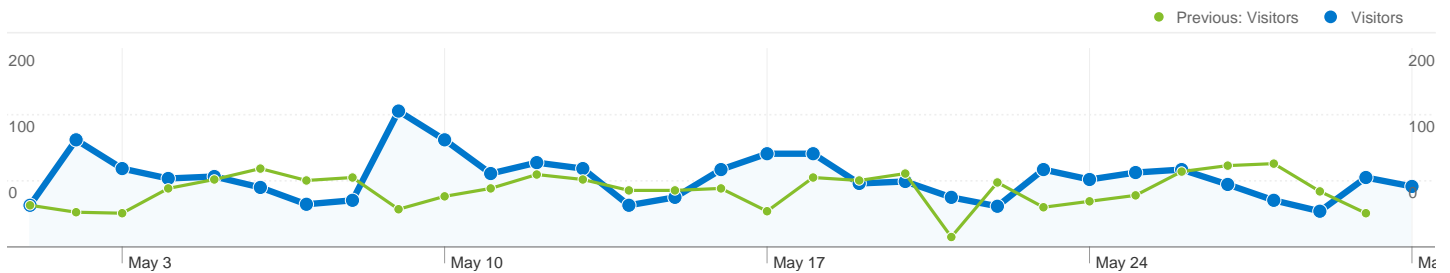
Map Overlay



Traffic Sources Overview



Content Overview		
Pages	Pageviews	% Pageviews
/Document1.aspx?id=6		
May 1, 2010 - May 31, 2010	1,325	15.73%
Apr 1, 2010 - Apr 30, 2010	963	15.44%
% Change	37.59%	1.91%
/Document1.aspx?id=110		
May 1, 2010 - May 31, 2010	393	4.67%
Apr 1, 2010 - Apr 30, 2010	284	4.55%
% Change	38.38%	2.49%
/Document1.aspx?id=4638		
May 1, 2010 - May 31, 2010	355	4.22%
Apr 1, 2010 - Apr 30, 2010	321	5.15%
% Change	10.59%	-18.09%
/ListNews.aspx?id=2631		
May 1, 2010 - May 31, 2010	296	3.52%
Apr 1, 2010 - Apr 30, 2010	203	3.25%
% Change	45.81%	8.00%
/Document1.aspx?id=22		
May 1, 2010 - May 31, 2010	190	2.26%
Apr 1, 2010 - Apr 30, 2010	155	2.49%
% Change	22.58%	-9.21%



1,839 people visited this site

2,541 Visits

Previous: 1,960 (29.64%)

1,839 Absolute Unique Visitors

Previous: 1,477 (24.51%)

8,421 Pageviews

Previous: 6,237 (35.02%)

3.31 Average Pageviews

Previous: 3.18 (4.15%)

00:03:04 Time on Site

Previous: 00:03:41 (-16.66%)

49.78% Bounce Rate

Previous: 50.92% (-2.23%)

61.90% New Visits

Previous: 66.02% (-6.23%)

Technical Profile

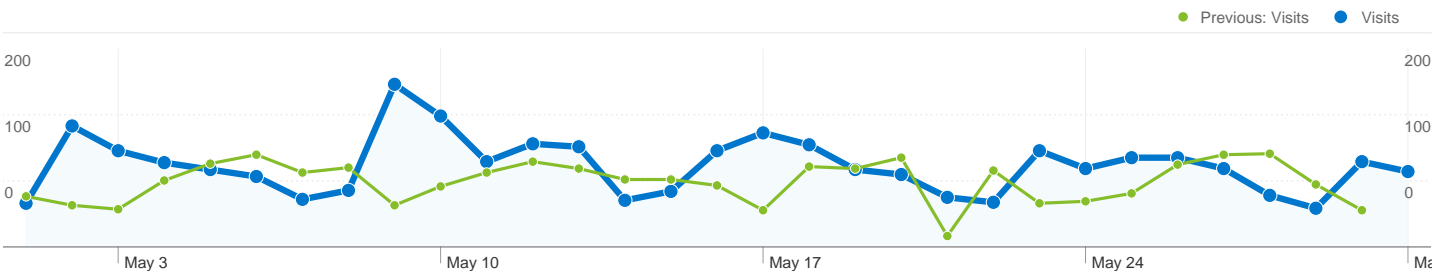
Browser	Visits	% visits	Connection Speed	Visits	% visits
Internet Explorer			Cable		
May 1, 2010 - May 31, 2010	1,809	71.19%	May 1, 2010 - May 31, 2010	1,064	41.87%
Apr 1, 2010 - Apr 30, 2010	1,432	73.06%	Apr 1, 2010 - Apr 30, 2010	786	40.10%
% Change	26.33%	-2.56%	% Change	35.37%	4.42%
Firefox			Unknown		
May 1, 2010 - May 31, 2010	475	18.69%	May 1, 2010 - May 31, 2010	704	27.71%
Apr 1, 2010 - Apr 30, 2010	324	16.53%	Apr 1, 2010 - Apr 30, 2010	583	29.74%
% Change	46.60%	13.08%	% Change	20.75%	-6.86%

Safari		
May 1, 2010 - May 31, 2010	117	4.60%
Apr 1, 2010 - Apr 30, 2010	104	5.31%
% Change	12.50%	-13.22%
Chrome		
May 1, 2010 - May 31, 2010	104	4.09%
Apr 1, 2010 - Apr 30, 2010	75	3.83%
% Change	38.67%	6.96%
Mozilla		
May 1, 2010 - May 31, 2010	12	0.47%
Apr 1, 2010 - Apr 30, 2010	12	0.61%
% Change	0.00%	-22.87%




DSL		
May 1, 2010 - May 31, 2010	506	19.91%
Apr 1, 2010 - Apr 30, 2010	423	21.58%
% Change	19.62%	-7.73%
T1		
May 1, 2010 - May 31, 2010	226	8.89%
Apr 1, 2010 - Apr 30, 2010	141	7.19%
% Change	60.28%	23.63%
Dialup		
May 1, 2010 - May 31, 2010	30	1.18%
Apr 1, 2010 - Apr 30, 2010	21	1.07%
% Change	42.86%	10.19%

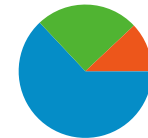
Traffic Sources Overview

May 1, 2010 - May 31, 2010
Comparing to: Apr 1, 2010 - Apr 30, 2010



All traffic sources sent a total of 2,541 visits

-  **24.99% Direct Traffic**
Previous: 21.48% (16.34%)
-  **11.96% Referring Sites**
Previous: 12.09% (-1.06%)
-  **63.01% Search Engines**
Previous: 66.43% (-5.15%)



- **Search Engines**
1,601.00 (63.01%)
- **Direct Traffic**
635.00 (24.99%)
- **Referring Sites**
304.00 (11.96%)
- **Other**
1 (0.04%)

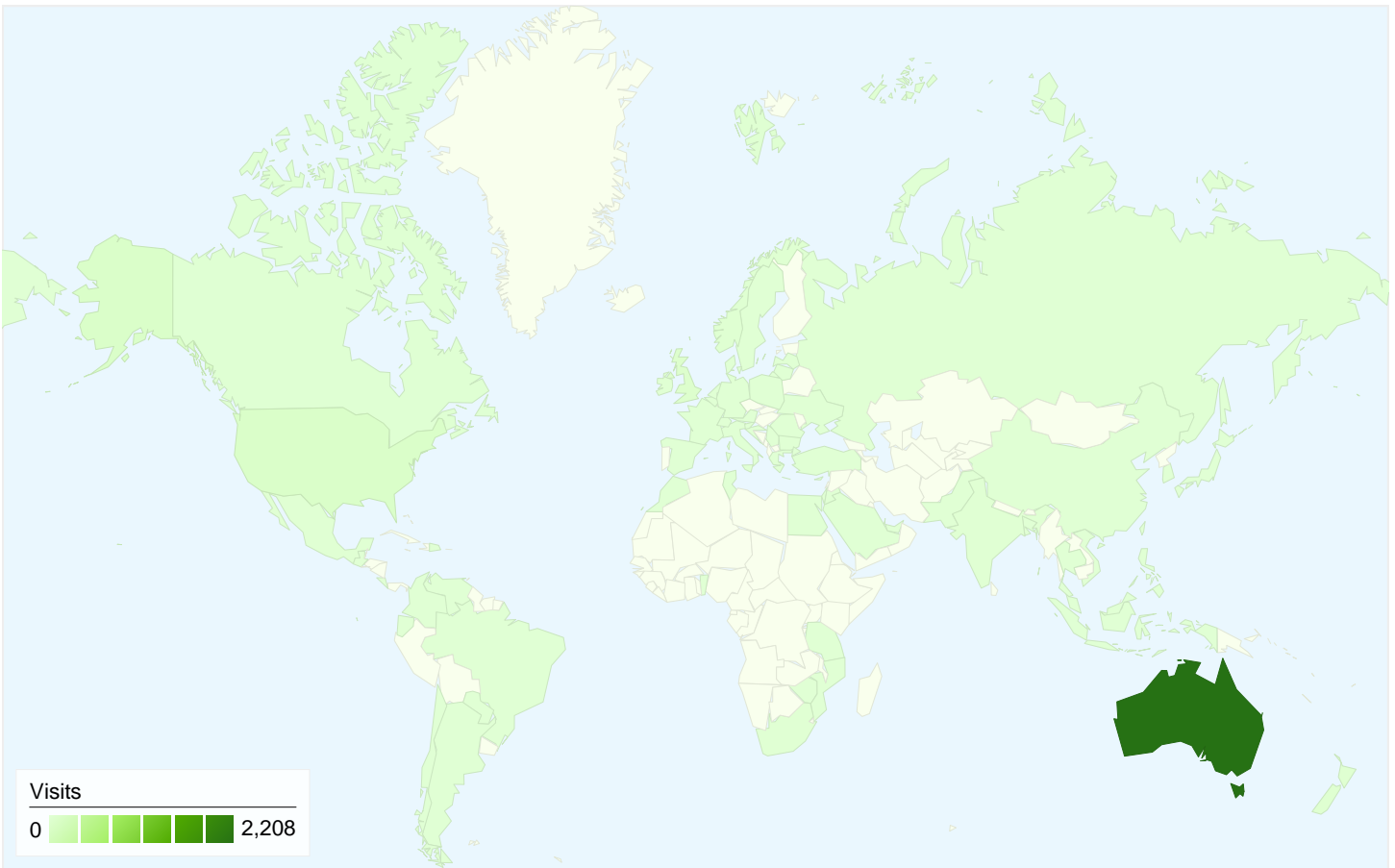
Top Traffic Sources

Sources	Visits	% visits
google (organic)		
May 1, 2010 - May 31, 2010	1,442	56.75%
Apr 1, 2010 - Apr 30, 2010	1,166	59.49%
% Change	23.67%	-4.61%
(direct) ((none))		
May 1, 2010 - May 31, 2010	635	24.99%
Apr 1, 2010 - Apr 30, 2010	421	21.48%
% Change	50.83%	16.34%
bing (organic)		
May 1, 2010 - May 31, 2010	81	3.19%
Apr 1, 2010 - Apr 30, 2010	74	3.78%
% Change	9.46%	-15.57%
findseedo.com (referral)		
May 1, 2010 - May 31, 2010	51	2.01%
Apr 1, 2010 - Apr 30, 2010	42	2.14%
% Change	21.43%	-6.34%
yahoo (organic)		

Keywords	Visits	% visits
wee waa		
May 1, 2010 - May 31, 2010	180	11.24%
Apr 1, 2010 - Apr 30, 2010	123	9.45%
% Change	46.34%	19.01%
wee waa show 2010		
May 1, 2010 - May 31, 2010	58	3.62%
Apr 1, 2010 - Apr 30, 2010	43	3.30%
% Change	34.88%	9.69%
wee waa show		
May 1, 2010 - May 31, 2010	50	3.12%
Apr 1, 2010 - Apr 30, 2010	37	2.84%
% Change	35.14%	9.90%
wee waa nsw		
May 1, 2010 - May 31, 2010	44	2.75%
Apr 1, 2010 - Apr 30, 2010	70	5.38%
% Change	-37.14%	-48.88%
"wee waa sports and community fund raising committee"		

May 1, 2010 - May 31, 2010	49	1.93%
Apr 1, 2010 - Apr 30, 2010	29	1.48%
% Change	68.97%	30.33%

May 1, 2010 - May 31, 2010	29	1.81%
Apr 1, 2010 - Apr 30, 2010	11	0.84%
% Change	163.64%	114.40%



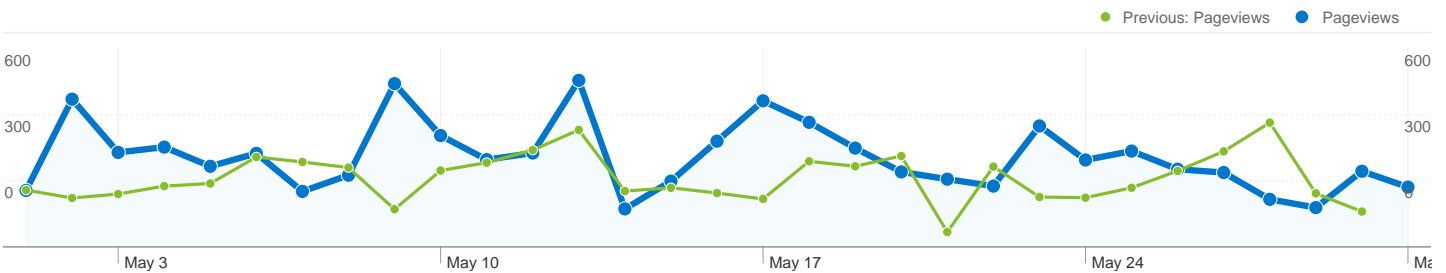
2,541 visits came from 70 countries/territories

Site Usage

Visits	Pages/Visit	Avg. Time on Site	% New Visits	Bounce Rate	
2,541 Previous: 1,960 (29.64%)	3.31 Previous: 3.18 (4.15%)	00:03:04 Previous: 00:03:41 (-16.66%)	62.14% Previous: 66.22% (-6.17%)	49.78% Previous: 50.92% (-2.23%)	
Country/Territory	Visits	Pages/Visit	Avg. Time on Site	% New Visits	Bounce Rate
Australia					
May 1, 2010 - May 31, 2010	2,208	3.41	00:03:14	58.24%	47.83%
April 1, 2010 - April 30, 2010	1,686	3.32	00:04:01	61.92%	47.92%
% Change	30.96%	2.76%	-19.65%	-5.94%	-0.20%
United States					
May 1, 2010 - May 31, 2010	78	2.47	00:01:54	89.74%	69.23%
April 1, 2010 - April 30, 2010	75	1.85	00:00:54	96.00%	72.00%
% Change	4.00%	33.51%	108.75%	-6.52%	-3.85%
United Kingdom					
May 1, 2010 - May 31, 2010	48	2.88	00:01:37	91.67%	50.00%

April 1, 2010 - April 30, 2010	26	2.38	00:01:56	84.62%	73.08%
% Change	84.62%	20.56%	-16.96%	8.33%	-31.58%
New Zealand					
May 1, 2010 - May 31, 2010	23	3.17	00:02:44	86.96%	47.83%
April 1, 2010 - April 30, 2010	11	1.36	00:00:25	100.00%	81.82%
% Change	109.09%	132.75%	550.13%	-13.04%	-41.55%
Norway					
May 1, 2010 - May 31, 2010	17	4.53	00:08:37	29.41%	29.41%
April 1, 2010 - April 30, 2010	3	2.00	00:00:12	0.00%	33.33%
% Change	466.67%	126.47%	4,332.94%	100.00%	-11.76%
Canada					
May 1, 2010 - May 31, 2010	13	2.00	00:01:26	92.31%	53.85%
April 1, 2010 - April 30, 2010	6	3.00	00:03:36	100.00%	66.67%
% Change	116.67%	-33.33%	-60.43%	-7.69%	-19.23%
South Africa					
May 1, 2010 - May 31, 2010	9	5.67	00:03:05	77.78%	33.33%
April 1, 2010 - April 30, 2010	24	5.08	00:05:23	83.33%	20.83%
% Change	-62.50%	11.48%	-42.71%	-6.67%	60.00%
India					
May 1, 2010 - May 31, 2010	9	3.00	00:01:59	88.89%	33.33%
April 1, 2010 - April 30, 2010	7	2.71	00:01:04	85.71%	42.86%
% Change	28.57%	10.53%	86.35%	3.70%	-22.22%
Ireland					
May 1, 2010 - May 31, 2010	8	3.25	00:00:56	100.00%	87.50%
April 1, 2010 - April 30, 2010	11	2.36	00:01:47	100.00%	90.91%
% Change	-27.27%	37.50%	-47.69%	0.00%	-3.75%
Mexico					
May 1, 2010 - May 31, 2010	7	1.14	00:00:53	100.00%	85.71%
April 1, 2010 - April 30, 2010	5	1.40	00:00:12	100.00%	80.00%
% Change	40.00%	-18.37%	338.10%	0.00%	7.14%

1 - 10 of 70




Pages on this site were viewed a total of 8,421 times

 **8,421 Pageviews**

Previous: 6,237 (35.02%)

 **6,444 Unique Views**

Previous: 4,763 (35.29%)

 **49.78% Bounce Rate**

Previous: 50.92% (-2.23%)

Top Content

Pages	Pageviews	% Pageviews
/Document1.aspx?id=6		
May 1, 2010 - May 31, 2010	1,325	15.73%
Apr 1, 2010 - Apr 30, 2010	963	15.44%
% Change	37.59%	1.91%
/Document1.aspx?id=110		
May 1, 2010 - May 31, 2010	393	4.67%
Apr 1, 2010 - Apr 30, 2010	284	4.55%
% Change	38.38%	2.49%
/Document1.aspx?id=4638		
May 1, 2010 - May 31, 2010	355	4.22%
Apr 1, 2010 - Apr 30, 2010	321	5.15%
% Change	10.59%	-18.09%
/ListNews.aspx?id=2631		
May 1, 2010 - May 31, 2010	296	3.52%
Apr 1, 2010 - Apr 30, 2010	203	3.25%
% Change	45.81%	8.00%
/Document1.aspx?id=22		

May 1, 2010 - May 31, 2010	190	2.26%
Apr 1, 2010 - Apr 30, 2010	155	2.49%
% Change	22.58%	-9.21%