

Site Usage

 **1,783 Visits**


Previous: 1,779 (0.22%)

 **54.68% Bounce Rate**

Previous: 55.31% (-1.14%)

 **6,109 Pageviews**


Previous: 5,495 (11.17%)

 **00:02:44 Avg. Time on Site**

Previous: 00:02:30 (9.04%)

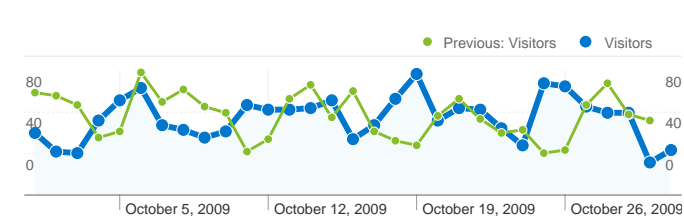
 **3.43 Pages/Visit**

Previous: 3.09 (10.92%)

 **66.57% % New Visits**

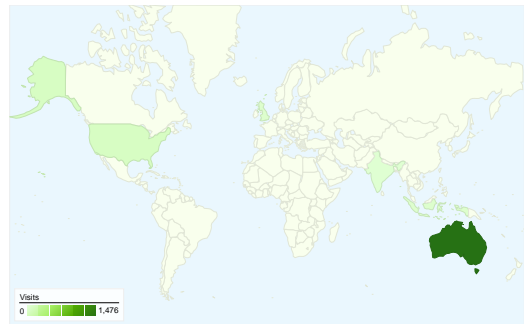
Previous: 64.31% (3.53%)

Visitors Overview

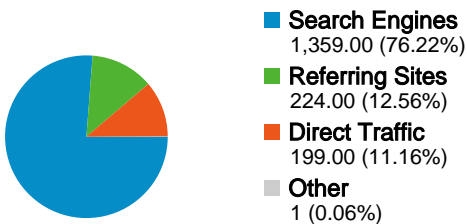


Visitors
1,333

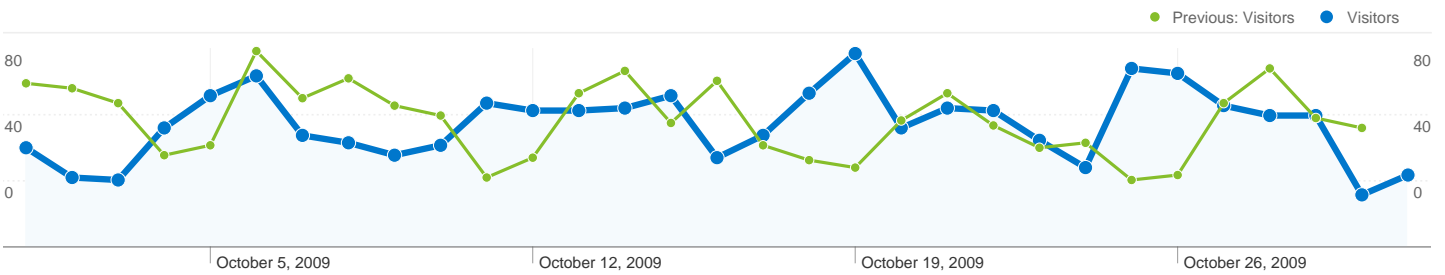
Map Overlay world



Traffic Sources Overview



Content Overview		
Pages	Pageviews	% Pageviews
/Document1.aspx?id=6		
Oct 1, 2009 - Oct 31, 2009	871	14.26%
Sep 1, 2009 - Sep 30, 2009	929	16.91%
% Change	-6.24%	-15.67%
/NewsItem.aspx?id=1110		
Oct 1, 2009 - Oct 31, 2009	289	4.73%
Sep 1, 2009 - Sep 30, 2009	240	4.37%
% Change	20.42%	8.31%
/Document1.aspx?id=331		
Oct 1, 2009 - Oct 31, 2009	194	3.18%
Sep 1, 2009 - Sep 30, 2009	151	2.75%
% Change	28.48%	15.56%
/Document1.aspx?id=22		
Oct 1, 2009 - Oct 31, 2009	151	2.47%
Sep 1, 2009 - Sep 30, 2009	122	2.22%
% Change	23.77%	11.33%
/Document1.aspx?id=18		
Oct 1, 2009 - Oct 31, 2009	145	2.37%
Sep 1, 2009 - Sep 30, 2009	99	1.80%
% Change	46.46%	31.74%





1,333 people visited this site


 **1,783 Visits**
Previous: 1,779 (0.22%)


 **1,333 Absolute Unique Visitors**
Previous: 1,331 (0.15%)

 **6,109 Pageviews**
Previous: 5,495 (11.17%)

 **3.43 Average Pageviews**
Previous: 3.09 (10.92%)

 **00:02:44 Time on Site**
Previous: 00:02:30 (9.04%)

 **54.68% Bounce Rate**
Previous: 55.31% (-1.14%)

 **66.57% New Visits**
Previous: 64.31% (3.53%)

Technical Profile

Browser	Visits	% visits
Internet Explorer		
Oct 1, 2009 - Oct 31, 2009	1,306	73.25%
Sep 1, 2009 - Sep 30, 2009	1,311	73.69%
% Change	-0.38%	-0.60%
Firefox		
Oct 1, 2009 - Oct 31, 2009	353	19.80%
Sep 1, 2009 - Sep 30, 2009	309	17.37%
% Change	14.24%	13.98%

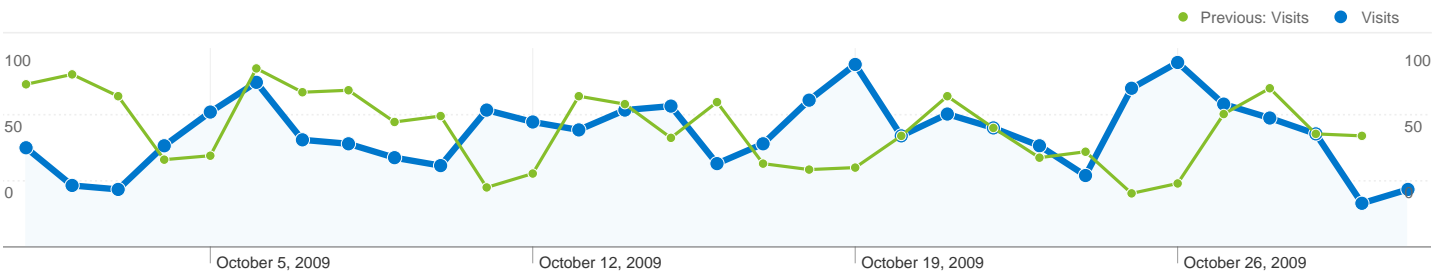
Connection Speed	Visits	% visits
Unknown		
Oct 1, 2009 - Oct 31, 2009	1,093	61.30%
Sep 1, 2009 - Sep 30, 2009	1,091	61.33%
% Change	0.18%	-0.04%
DSL		
Oct 1, 2009 - Oct 31, 2009	341	19.13%
Sep 1, 2009 - Sep 30, 2009	386	21.70%
% Change	-11.66%	-11.86%

Safari		
Oct 1, 2009 - Oct 31, 2009	76	4.26%
Sep 1, 2009 - Sep 30, 2009	96	5.40%
% Change	-20.83%	-21.01%
Chrome		
Oct 1, 2009 - Oct 31, 2009	32	1.79%
Sep 1, 2009 - Sep 30, 2009	34	1.91%
% Change	-5.88%	-6.09%
Mozilla		
Oct 1, 2009 - Oct 31, 2009	5	0.28%
Sep 1, 2009 - Sep 30, 2009	6	0.34%
% Change	-16.67%	-16.85%




Cable		
Oct 1, 2009 - Oct 31, 2009	199	11.16%
Sep 1, 2009 - Sep 30, 2009	177	9.95%
% Change	12.43%	12.18%
T1		
Oct 1, 2009 - Oct 31, 2009	75	4.21%
Sep 1, 2009 - Sep 30, 2009	70	3.93%
% Change	7.14%	6.90%
Dialup		
Oct 1, 2009 - Oct 31, 2009	60	3.37%
Sep 1, 2009 - Sep 30, 2009	48	2.70%
% Change	25.00%	24.72%

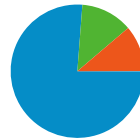
Traffic Sources Overview

Oct 1, 2009 - Oct 31, 2009
Comparing to: Sep 1, 2009 - Sep 30, 2009



All traffic sources sent a total of 1,783 visits

-  **11.16% Direct Traffic**
Previous: 12.87% (-13.30%)
-  **12.56% Referring Sites**
Previous: 11.47% (9.56%)
-  **76.22% Search Engines**
Previous: 75.66% (0.74%)



- **Search Engines**
1,359.00 (76.22%)
- **Referring Sites**
224.00 (12.56%)
- **Direct Traffic**
199.00 (11.16%)
- **Other**
1 (0.06%)

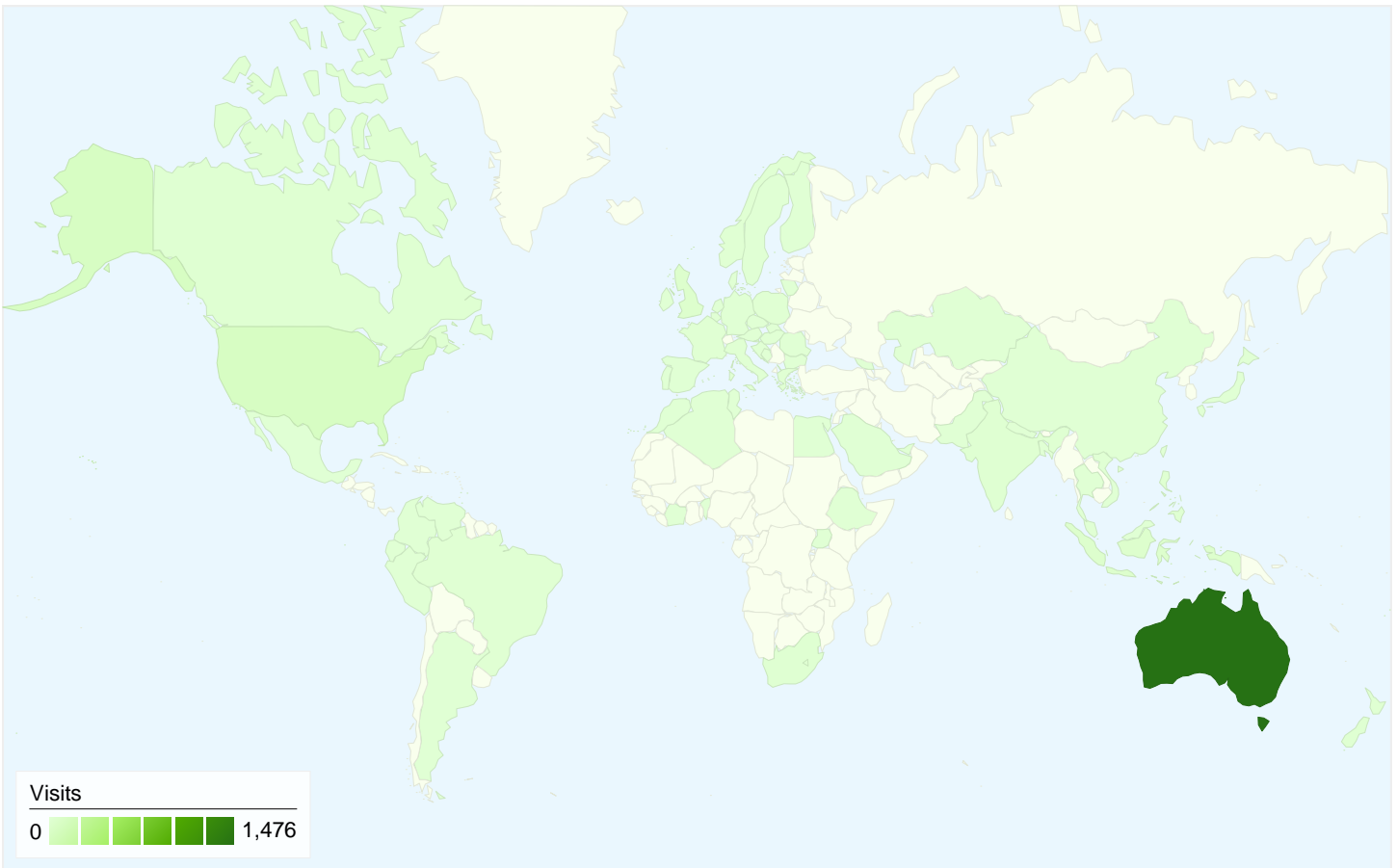
Top Traffic Sources

Sources	Visits	% visits
google (organic)		
Oct 1, 2009 - Oct 31, 2009	1,255	70.39%
Sep 1, 2009 - Sep 30, 2009	1,229	69.08%
% Change	2.12%	1.89%
(direct) ((none))		
Oct 1, 2009 - Oct 31, 2009	199	11.16%
Sep 1, 2009 - Sep 30, 2009	229	12.87%
% Change	-13.10%	-13.30%
bing (organic)		
Oct 1, 2009 - Oct 31, 2009	50	2.80%
Sep 1, 2009 - Sep 30, 2009	53	2.98%
% Change	-5.66%	-5.87%
yahoo (organic)		
Oct 1, 2009 - Oct 31, 2009	42	2.36%
Sep 1, 2009 - Sep 30, 2009	42	2.36%
% Change	0.00%	-0.22%
narrabri.net (referral)		

Keywords	Visits	% visits
wee waa		
Oct 1, 2009 - Oct 31, 2009	156	11.48%
Sep 1, 2009 - Sep 30, 2009	144	10.70%
% Change	8.33%	7.30%
paul kahl		
Oct 1, 2009 - Oct 31, 2009	130	9.57%
Sep 1, 2009 - Sep 30, 2009	99	7.36%
% Change	31.31%	30.06%
wee waa nsw		
Oct 1, 2009 - Oct 31, 2009	69	5.08%
Sep 1, 2009 - Sep 30, 2009	55	4.09%
% Change	25.45%	24.25%
wee waa real estate		
Oct 1, 2009 - Oct 31, 2009	35	2.58%
Sep 1, 2009 - Sep 30, 2009	27	2.01%
% Change	29.63%	28.39%
wee waa motel		

Oct 1, 2009 - Oct 31, 2009	40	2.24%
Sep 1, 2009 - Sep 30, 2009	33	1.85%
% Change	21.21%	20.94%

Oct 1, 2009 - Oct 31, 2009	21	1.55%
Sep 1, 2009 - Sep 30, 2009	25	1.86%
% Change	-16.00%	-16.80%



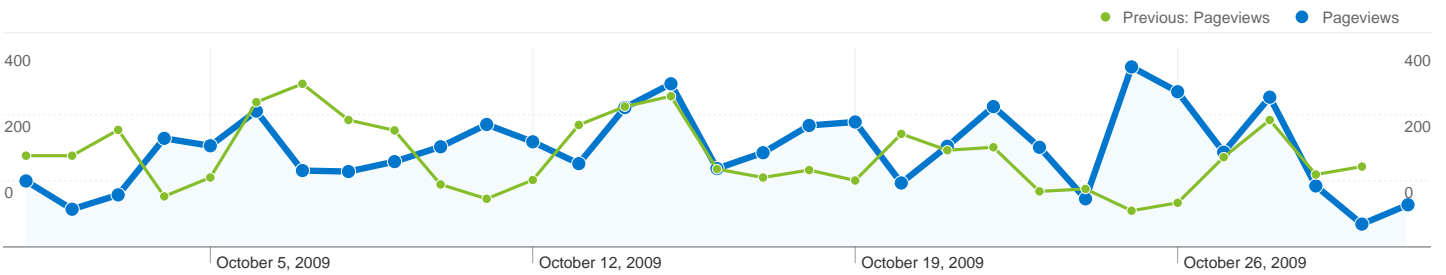
1,783 visits came from 71 countries/territories

Site Usage

Visits	Pages/Visit	Avg. Time on Site	% New Visits	Bounce Rate	
1,783 Previous: 1,779 (0.22%)	3.43 Previous: 3.09 (10.92%)	00:02:44 Previous: 00:02:30 (9.04%)	66.85% Previous: 64.42% (3.78%)	54.68% Previous: 55.31% (-1.14%)	
Country/Territory	Visits	Pages/Visit	Avg. Time on Site	% New Visits	Bounce Rate
Australia					
October 1, 2009 - October 31, 2009	1,476	3.60	00:03:02	61.99%	51.56%
September 1, 2009 - September 30, 2009	1,496	3.27	00:02:45	59.09%	52.01%
% Change	-1.34%	10.05%	10.65%	4.91%	-0.86%
United States					
October 1, 2009 - October 31, 2009	76	2.74	00:01:15	96.05%	75.00%
September 1, 2009 - September 30, 2009	70	2.79	00:01:54	95.71%	75.71%
% Change	8.57%	-1.75%	-34.69%	0.35%	-0.94%
United Kingdom					
October 1, 2009 - October 31, 2009	33	4.76	00:02:00	81.82%	33.33%

September 1, 2009 - September 30, 2009	28	3.39	00:02:32	89.29%	50.00%
% Change	17.86%	40.22%	-20.67%	-8.36%	-33.33%
Indonesia					
October 1, 2009 - October 31, 2009	33	2.52	00:01:07	87.88%	87.88%
September 1, 2009 - September 30, 2009	18	1.56	00:00:28	100.00%	77.78%
% Change	83.33%	61.69%	140.44%	-12.12%	12.99%
New Zealand					
October 1, 2009 - October 31, 2009	11	1.73	00:01:06	100.00%	54.55%
September 1, 2009 - September 30, 2009	12	1.17	00:00:09	91.67%	83.33%
% Change	-8.33%	48.05%	631.61%	9.09%	-34.55%
India					
October 1, 2009 - October 31, 2009	11	2.09	00:01:27	90.91%	45.45%
September 1, 2009 - September 30, 2009	9	1.22	00:00:04	88.89%	77.78%
% Change	22.22%	71.07%	1,899.30%	2.27%	-41.56%
South Africa					
October 1, 2009 - October 31, 2009	10	3.40	00:05:17	40.00%	60.00%
September 1, 2009 - September 30, 2009	4	4.25	00:03:37	50.00%	25.00%
% Change	150.00%	-20.00%	45.99%	-20.00%	140.00%
Canada					
October 1, 2009 - October 31, 2009	10	1.10	00:00:07	100.00%	90.00%
September 1, 2009 - September 30, 2009	13	1.31	00:00:30	84.62%	69.23%
% Change	-23.08%	-15.88%	-78.33%	18.18%	30.00%
Philippines					
October 1, 2009 - October 31, 2009	10	2.20	00:01:13	90.00%	60.00%
September 1, 2009 - September 30, 2009	7	1.29	00:00:31	100.00%	85.71%
% Change	42.86%	71.11%	135.05%	-10.00%	-30.00%
Greece					
October 1, 2009 - October 31, 2009	6	1.00	00:00:00	100.00%	100.00%
September 1, 2009 - September 30, 2009	2	1.00	00:00:00	100.00%	100.00%
% Change	200.00%	0.00%	0.00%	0.00%	0.00%

1 - 10 of 71



Pages on this site were viewed a total of 6,109 times

6,109 Pageviews
Previous: 5,495 (11.17%)

4,897 Unique Views
Previous: 4,334 (12.99%)

54.68% Bounce Rate
Previous: 55.31% (-1.14%)

Top Content

Pages	Pageviews	% Pageviews
/Document1.aspx?id=6		
Oct 1, 2009 - Oct 31, 2009	871	14.26%
Sep 1, 2009 - Sep 30, 2009	929	16.91%
% Change	-6.24%	-15.67%
/NewsItem.aspx?id=1110		
Oct 1, 2009 - Oct 31, 2009	289	4.73%
Sep 1, 2009 - Sep 30, 2009	240	4.37%
% Change	20.42%	8.31%
/Document1.aspx?id=331		
Oct 1, 2009 - Oct 31, 2009	194	3.18%
Sep 1, 2009 - Sep 30, 2009	151	2.75%
% Change	28.48%	15.56%
/Document1.aspx?id=22		
Oct 1, 2009 - Oct 31, 2009	151	2.47%
Sep 1, 2009 - Sep 30, 2009	122	2.22%
% Change	23.77%	11.33%
/Document1.aspx?id=18		

Oct 1, 2009 - Oct 31, 2009	145	2.37%
Sep 1, 2009 - Sep 30, 2009	99	1.80%
% Change	46.46%	31.74%