

Site Usage

 **1,779 Visits**


Previous: 1,873 (-5.02%)

 **55.31% Bounce Rate**


Previous: 55.47% (-0.29%)

 **5,495 Pageviews**


Previous: 5,601 (-1.89%)

 **00:02:30 Avg. Time on Site**

Previous: 00:02:18 (9.13%)

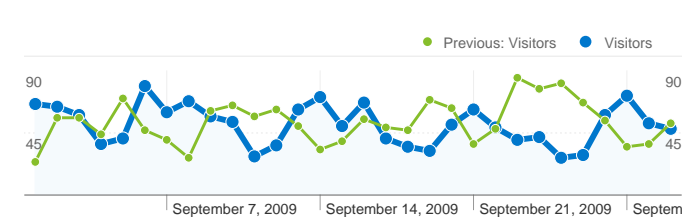
 **3.09 Pages/Visit**

Previous: 2.99 (3.29%)

 **64.31% % New Visits**

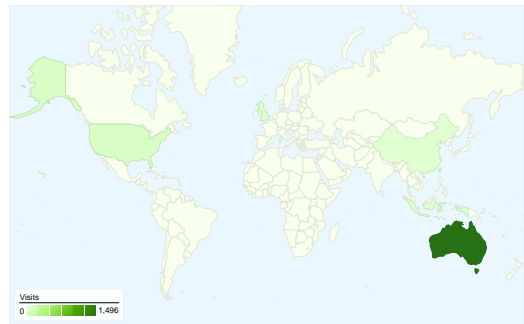
Previous: 68.61% (-6.27%)

Visitors Overview

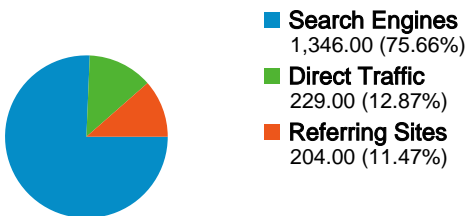


Visitors
1,331

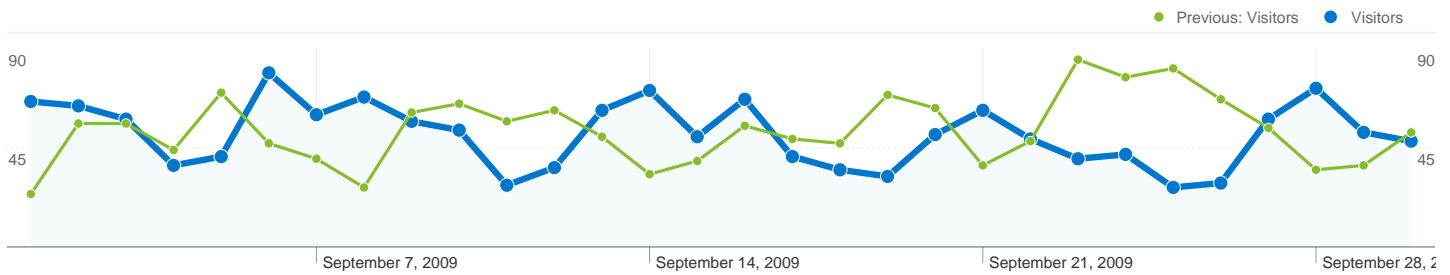
Map Overlay world



Traffic Sources Overview



Content Overview		
Pages	Pageviews	% Pageviews
/Document1.aspx?id=6		
Sep 1, 2009 - Sep 30, 2009	929	16.91%
Aug 1, 2009 - Aug 31, 2009	923	16.48%
% Change	0.65%	2.59%
/NewsItem.aspx?id=1110		
Sep 1, 2009 - Sep 30, 2009	240	4.37%
Aug 1, 2009 - Aug 31, 2009	210	3.75%
% Change	14.29%	16.49%
/Document1.aspx?id=331		
Sep 1, 2009 - Sep 30, 2009	151	2.75%
Aug 1, 2009 - Aug 31, 2009	118	2.11%
% Change	27.97%	30.43%
/NewsItem.aspx?id=2062		
Sep 1, 2009 - Sep 30, 2009	140	2.55%
Aug 1, 2009 - Aug 31, 2009	177	3.16%
% Change	-20.90%	-19.38%
/Document1.aspx?id=23		
Sep 1, 2009 - Sep 30, 2009	132	2.40%
Aug 1, 2009 - Aug 31, 2009	109	1.95%
% Change	21.10%	23.44%



1,331 people visited this site

1,779 Visits
 Previous: 1,873 (-5.02%)

1,331 Absolute Unique Visitors
 Previous: 1,451 (-8.27%)

5,495 Pageviews
 Previous: 5,601 (-1.89%)

3.09 Average Pageviews
 Previous: 2.99 (3.29%)

00:02:30 Time on Site
 Previous: 00:02:18 (9.13%)

55.31% Bounce Rate
 Previous: 55.47% (-0.29%)

64.31% New Visits
 Previous: 68.61% (-6.27%)

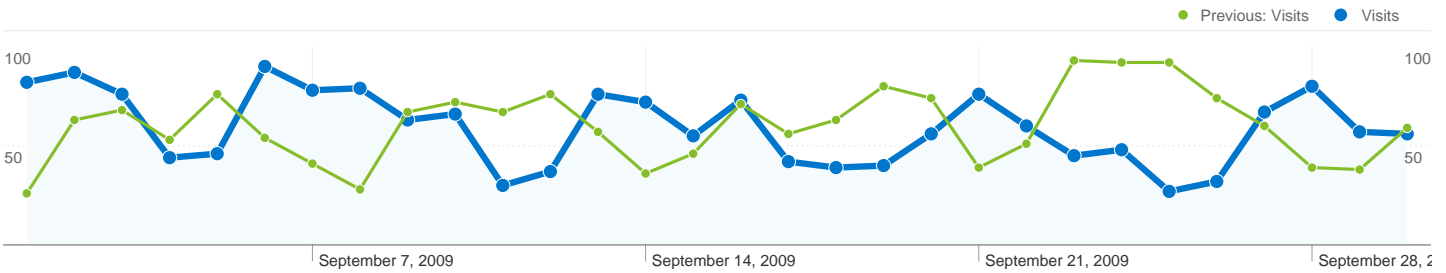
Technical Profile

Browser	Visits	% visits
Internet Explorer		
Sep 1, 2009 - Sep 30, 2009	1,311	73.69%
Aug 1, 2009 - Aug 31, 2009	1,404	74.96%
% Change	-6.62%	-1.69%
Firefox		
Sep 1, 2009 - Sep 30, 2009	309	17.37%
Aug 1, 2009 - Aug 31, 2009	336	17.94%
% Change	-8.04%	-3.18%

Connection Speed	Visits	% visits
Unknown		
Sep 1, 2009 - Sep 30, 2009	1,091	61.33%
Aug 1, 2009 - Aug 31, 2009	1,107	59.10%
% Change	-1.45%	3.76%
DSL		
Sep 1, 2009 - Sep 30, 2009	386	21.70%
Aug 1, 2009 - Aug 31, 2009	401	21.41%
% Change	-3.74%	1.35%

Safari		
Sep 1, 2009 - Sep 30, 2009	96	5.40%
Aug 1, 2009 - Aug 31, 2009	74	3.95%
% Change	29.73%	36.58%
Chrome		
Sep 1, 2009 - Sep 30, 2009	34	1.91%
Aug 1, 2009 - Aug 31, 2009	39	2.08%
% Change	-12.82%	-8.21%
Opera		
Sep 1, 2009 - Sep 30, 2009	16	0.90%
Aug 1, 2009 - Aug 31, 2009	10	0.53%
% Change	60.00%	68.45%

Cable		
Sep 1, 2009 - Sep 30, 2009	177	9.95%
Aug 1, 2009 - Aug 31, 2009	185	9.88%
% Change	-4.32%	0.73%
T1		
Sep 1, 2009 - Sep 30, 2009	70	3.93%
Aug 1, 2009 - Aug 31, 2009	128	6.83%
% Change	-45.31%	-42.42%
Dialup		
Sep 1, 2009 - Sep 30, 2009	48	2.70%
Aug 1, 2009 - Aug 31, 2009	44	2.35%
% Change	9.09%	14.86%



All traffic sources sent a total of 1,779 visits

12.87% Direct Traffic

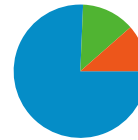
Previous: 15.43% (-16.57%)

11.47% Referring Sites

Previous: 11.80% (-2.81%)

75.66% Search Engines

Previous: 72.61% (4.20%)



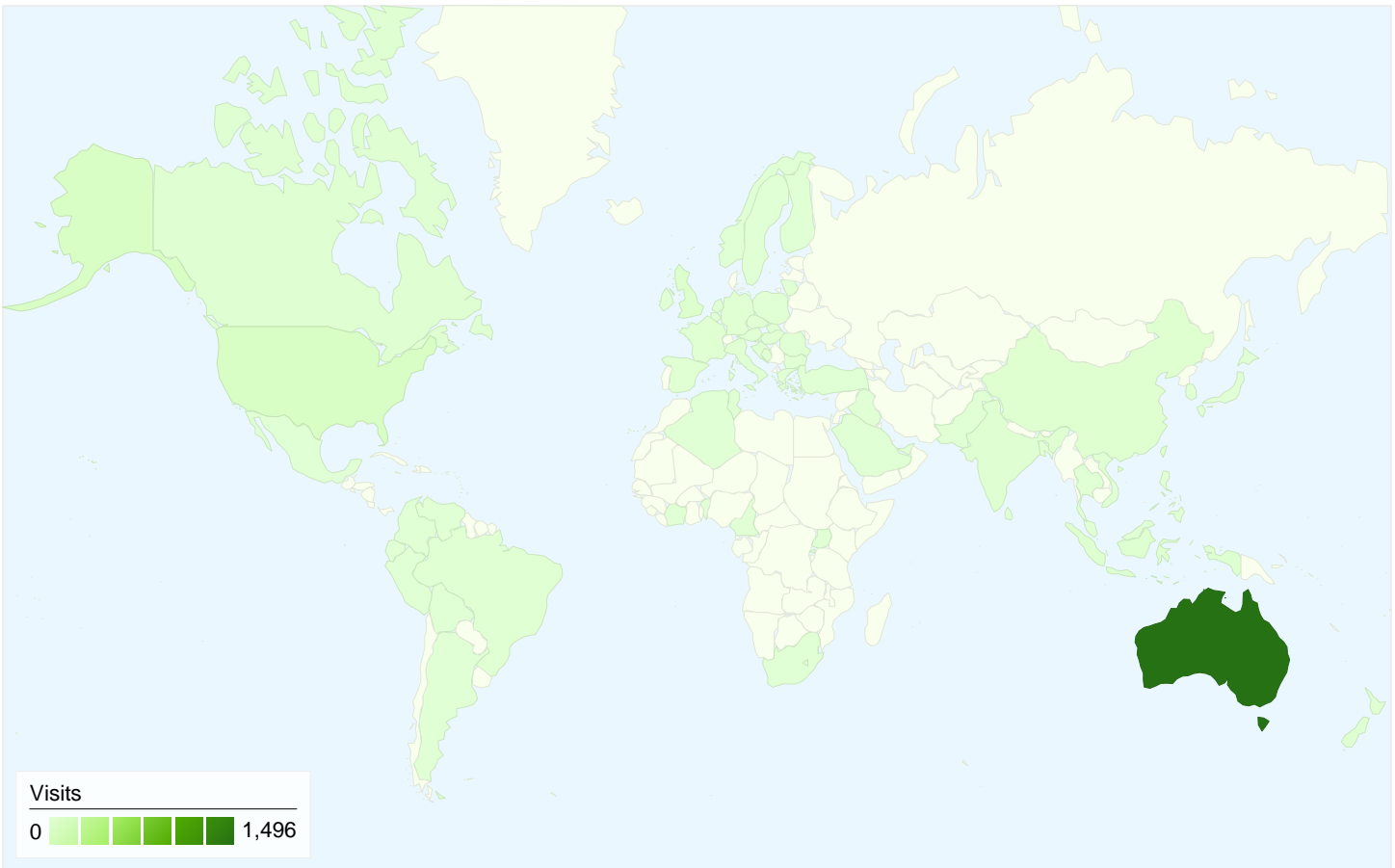
- Search Engines
1,346.00 (75.66%)
- Direct Traffic
229.00 (12.87%)
- Referring Sites
204.00 (11.47%)

Top Traffic Sources

Sources	Visits	% visits
google (organic)		
Sep 1, 2009 - Sep 30, 2009	1,229	69.08%
Aug 1, 2009 - Aug 31, 2009	1,258	67.16%
% Change	-2.31%	2.86%
(direct) ((none))		
Sep 1, 2009 - Sep 30, 2009	229	12.87%
Aug 1, 2009 - Aug 31, 2009	289	15.43%
% Change	-20.76%	-16.57%
bing (organic)		
Sep 1, 2009 - Sep 30, 2009	53	2.98%
Aug 1, 2009 - Aug 31, 2009	50	2.67%
% Change	6.00%	11.60%
yahoo (organic)		
Sep 1, 2009 - Sep 30, 2009	42	2.36%
Aug 1, 2009 - Aug 31, 2009	29	1.55%
% Change	44.83%	52.48%
narrabri.net (referral)		

Keywords	Visits	% visits
wee waa		
Sep 1, 2009 - Sep 30, 2009	144	10.70%
Aug 1, 2009 - Aug 31, 2009	154	11.32%
% Change	-6.49%	-5.52%
paul kahl		
Sep 1, 2009 - Sep 30, 2009	99	7.36%
Aug 1, 2009 - Aug 31, 2009	40	2.94%
% Change	147.50%	150.07%
wee waa nsw		
Sep 1, 2009 - Sep 30, 2009	55	4.09%
Aug 1, 2009 - Aug 31, 2009	43	3.16%
% Change	27.91%	29.24%
wee waa real estate		
Sep 1, 2009 - Sep 30, 2009	27	2.01%
Aug 1, 2009 - Aug 31, 2009	18	1.32%
% Change	50.00%	51.56%
wee waa motel		

Sep 1, 2009 - Sep 30, 2009	33	1.85%	Sep 1, 2009 - Sep 30, 2009	25	1.86%
Aug 1, 2009 - Aug 31, 2009	38	2.03%	Aug 1, 2009 - Aug 31, 2009	18	1.32%
% Change	-13.16%	-8.57%	% Change	38.89%	40.33%

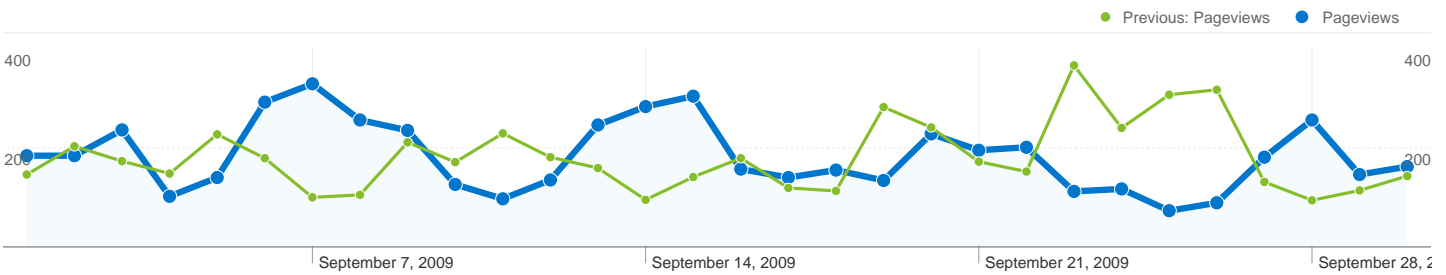


1,779 visits came from 67 countries/territories

Site Usage

Visits	Pages/Visit	Avg. Time on Site	% New Visits	Bounce Rate	
1,779 Previous: 1,873 (-5.02%)	3.09 Previous: 2.99 (3.29%)	00:02:30 Previous: 00:02:18 (9.13%)	64.42% Previous: 68.82% (-6.40%)	55.31% Previous: 55.47% (-0.29%)	
Country/Territory	Visits	Pages/Visit	Avg. Time on Site	% New Visits	Bounce Rate
Australia					
September 1, 2009 - September 30, 2009	1,496	3.27	00:02:45	59.09%	52.01%
August 1, 2009 - August 31, 2009	1,646	3.11	00:02:26	66.04%	52.43%
% Change	-9.11%	5.27%	13.17%	-10.52%	-0.81%
United States					
September 1, 2009 - September 30, 2009	70	2.79	00:01:54	95.71%	75.71%
August 1, 2009 - August 31, 2009	47	1.57	00:00:10	97.87%	87.23%
% Change	48.94%	76.93%	1,051.35%	-2.20%	-13.21%
United Kingdom					
September 1, 2009 - September 30, 2009	28	3.39	00:02:32	89.29%	50.00%

August 1, 2009 - August 31, 2009	26	2.62	00:01:46	92.31%	73.08%
% Change	7.69%	29.73%	42.96%	-3.27%	-31.58%
Indonesia					
September 1, 2009 - September 30, 2009	18	1.56	00:00:28	100.00%	77.78%
August 1, 2009 - August 31, 2009	12	1.83	00:01:45	91.67%	75.00%
% Change	50.00%	-15.15%	-73.57%	9.09%	3.70%
China					
September 1, 2009 - September 30, 2009	14	1.64	00:01:10	71.43%	71.43%
August 1, 2009 - August 31, 2009	10	1.40	00:00:11	60.00%	90.00%
% Change	40.00%	17.35%	552.12%	19.05%	-20.63%
Canada					
September 1, 2009 - September 30, 2009	13	1.31	00:00:30	84.62%	69.23%
August 1, 2009 - August 31, 2009	10	1.00	00:00:00	90.00%	100.00%
% Change	30.00%	30.77%	100.00%	-5.98%	-30.77%
New Zealand					
September 1, 2009 - September 30, 2009	12	1.17	00:00:09	91.67%	83.33%
August 1, 2009 - August 31, 2009	12	6.33	00:07:30	75.00%	66.67%
% Change	0.00%	-81.58%	-97.98%	22.22%	25.00%
India					
September 1, 2009 - September 30, 2009	9	1.22	00:00:04	88.89%	77.78%
August 1, 2009 - August 31, 2009	9	1.22	00:00:30	88.89%	77.78%
% Change	0.00%	0.00%	-85.66%	0.00%	0.00%
France					
September 1, 2009 - September 30, 2009	8	1.25	00:00:02	100.00%	75.00%
August 1, 2009 - August 31, 2009	1	1.00	00:00:00	100.00%	100.00%
% Change	700.00%	25.00%	100.00%	0.00%	-25.00%
Brazil					
September 1, 2009 - September 30, 2009	7	1.00	00:00:00	100.00%	100.00%
August 1, 2009 - August 31, 2009	7	1.14	00:00:01	100.00%	85.71%
% Change	0.00%	-12.50%	-100.00%	0.00%	16.67%
					1 - 10 of 67



Pages on this site were viewed a total of 5,495 times

 **5,495 Pageviews**

Previous: 5,601 (-1.89%)

 **4,334 Unique Views**

Previous: 4,377 (-0.98%)

 **55.31% Bounce Rate**

Previous: 55.47% (-0.29%)

Top Content

Pages	Pageviews	% Pageviews
/Document1.aspx?id=6		
Sep 1, 2009 - Sep 30, 2009	929	16.91%
Aug 1, 2009 - Aug 31, 2009	923	16.48%
% Change	0.65%	2.59%
/NewsItem.aspx?id=1110		
Sep 1, 2009 - Sep 30, 2009	240	4.37%
Aug 1, 2009 - Aug 31, 2009	210	3.75%
% Change	14.29%	16.49%
/Document1.aspx?id=331		
Sep 1, 2009 - Sep 30, 2009	151	2.75%
Aug 1, 2009 - Aug 31, 2009	118	2.11%
% Change	27.97%	30.43%
/NewsItem.aspx?id=2062		
Sep 1, 2009 - Sep 30, 2009	140	2.55%
Aug 1, 2009 - Aug 31, 2009	177	3.16%
% Change	-20.90%	-19.38%
/Document1.aspx?id=23		

Sep 1, 2009 - Sep 30, 2009	132	2.40%
Aug 1, 2009 - Aug 31, 2009	109	1.95%
% Change	21.10%	23.44%